

SKIPIO

SKIPIO CATALOG


SKIPIO



SKIPIO

WWW.SKIPIOCHINA.COM

WWW.SKIPIOSG.COM



DISPLAY CASE

BAKERY CASE 8
 - HIGH
 - RECTANGLE
 - ROUND



COMBI SHOW CASE 16



OPEN CASE 18
 - OPEN CASE
 - OPEN CASE HIGH



SANDWICH CASE 21
 - FLAT SANDWICH CASE
 - DEEP SANDWICH CASE



CHOCOLATE CASE 24



GELATO CASE 26



DIPPING CABINET 28



GLASS DOOR MERCHANDISER

GLASS DOOR MERCHANDISER 29



BACK BAR 34



REACH IN

TOP MOUNT 36
 - TOP MOUNT_ S SERIES
 - TOP MOUNT_ PRO SERIES
 - TOP MOUNT_ GLASS DOOR



UNDER COUNTER

UNDER COUNTER 45
 - UNDER COUNTER_ S SERIES
 - UNDER COUNTER_ DRAWER
 - UNDER COUNTER_ GLASS DOOR
 - UNDER COUNTER_ PRO SERIES



SALAD AND PIZZA TABLE 52
 - SALAD SIDE PREP TABLE_ BUFFET
 - SALAD SIDE PREP TABLE_ HOOD LID
 - PIZZA TABLE



ICE MAKER 56



CUSTOMISED PRODUCT

CHEF BASE 61
 UNDER COUNTER [LOW BOY] 63
 BAR LINE 64
 PASS THRU 65
 ROLL IN 66
 CART 67
 BLAST CHILLER 68
 DOUGH REFRIGERATOR/FREEZER 69
 DOUGH CONDITIONER 70

OVEN

CONVECTION OVEN 72
 DECK OVEN 73



DISH WASHER 74



GLOBAL NETWORK




SKIPIO FACTORY



SINGAPORE

AUSTRALIA 澳大利亚



SKIPIO HISTORY

2005-2017's

“SKIPIO” is a new brand newly launched by TURBO AIR, the world’s best refrigeration supplier.

With over 20 year’s experience in refrigeration technology, SKIPIO is now building and supplying quality, high end special products by customer’s demands.



The SKIPIO range includes bakery cases, open displays, gelato cases, ice cream dipping cabinet, sandwich, glass merchandiser, Spec Series refrigerator, freezer and uncounter models.

Our technology and performance is appreciated by the world’s leading hotels and finest restaurants.

New SKIPIO releases for 2015 include back bar, roll-in, refrigeration cart, heating cart, pass thru units and ice makers.

SKIPIO by Turbo Air is your guarantee of quality and reliability.

- 2005.06** Founded Turbo air China
- 2006.02** Started Producing Unit
- 2006.02** Started Exporting to USA market
- 2006.10** Launched Sandwich salad table (4 models)
- 2007.03** Launched Chef base (3 models)
- 2007.10** Launched Top mount reach-in (M3 series 12 models)
- 2008.01** Launched Under counter freezer (M3 series 12 models)
- 2008.10** Launched M3 prep table series (14 models)
- 2009.02** Launched bottom mount reach-in (8 models)
- 2009.06** Approved CCC, CE, Rohs
- 2009.10** Started to sell the domestic market
- 2010.01** Launched K series top mount reach-in (25 models)
- 2010.01** Launched Drawer model (24 models)
- 2010.03** Founded Turbo Air Shanghai office
- 2010.03** Launched K-series prep table (28 models)
- 2011.03** Established Chongqing, Guangzhou, Shenyang office
- 2012.03** Launched P series products
- 2014.03** Launched Display counter (10 models)
- 2014.07** Launched Bakery case (18 models)
- 2014.08** Launched Open case (5 models)
- 2014.10** Launched S_series Reach-in (12 models)
- 2014.12** Launched Ice maker (3 models)
- 2015.03** Launched SKIPIO Reach-in / Prep table (30 models)
- 2015.05** Launched SKIPIO Chef base (4 models)
- 2015.06** Launched Gelato show case (3 models)
- 2015.10** Launched High bakery case / High open case (8 models)
- 2016.01** Launched Combi show case (2 models)
- 2016.02** Launched Chocolate case (6 models)
- 2016.04** Founded Dough conditioner (3 models)
- 2016.04** Founded Turbo air new Qingdao factory
- 2016.12** Founded SKIPIO KOREA
- 2017.01** Founded SKIPIO SYSTEM at Sihwa Industrial Complex, Korea

BAKERY CASE-HIGH

- **COLOR OPTION**
SUS/BLACK
- **LED LAMP**
enhances the display effect, and reduces unnecessary energy consumption.
- **DRAIN WATER EVAPORATION SYSTEM**
- **HIGH EFFICIENCY AIR VENTILATION**
- **TEMPERATURE DISPLAY**
possible to confirm temperature & humidity inside the bakery case.
- **LED LIGHT PANEL**
- **SIMPLE STRUCTURE**
for easy maintenance.
- **DIGITAL TEMPERATURE CONTROL SYSTEM**
enables precise control of temperature, power and light.

OPEN CASE

- **COLOR OPTION**
SUS/BLACK
- **LED LAMP**
enhances the display effect, and reduces unnecessary energy consumption.
- **A WIDER TEMPERATURE RANGE, 5~10°C**
- **HIGH EFFICIENCY AIR VENTILATION**
- **ENERGY SAVING NIGHT CURTAIN STANDARD**
- **REFRIGERATED BLOWN AIR**
evenly distributes cold air on all levels.
- **WARM BLOWN AIR SYSTEM**
warm air is blown over the exterior of both sides to minimise condensation.
- **DIGITAL TEMPERATURE CONTROL SYSTEM**
enables precise control of temperature, power and light.

REACH-IN

- **QUALITY COMPRESSORS**
for performance, reliability and durability.
- **SHELVES**
- **DOOR HANDLE**
easy grip recessed door handles.
- **SELF CLOSING AND STAY OPEN DOOR**
- **DIGITAL CONTROL SYSTEM**
- **DRAIN WATER EVAPORATION SYSTEM**
- **LED LAMP**
enhances the display effect, and reduces unnecessary energy consumption.
- **DOOR CONNECTING DEVICE**
enables the user to connect top and bottom doors.

ICE MAKER

- **SELF CONTAINED ICE BIN**
self-contained ice machines (SIM-50A/75A/100A) can be installed under the counter.
- **ERGONOMIC DESIGN**
ergonomic design with sliding doors for better use of space.
- **FRONT AIR FILTER**
easy access to front air filter for cleaning.
- **HIGH EFFICIENCY AIR VENTILATION**
- **FRONT DIGITAL CONTROLLER**
 - ICE THICKNESS CONTROL
 - CYCLE & ERROR MESSAGE
 - ICE TRANSPARENCY CONTROL
 - ERROR ALERT
 - SANITISATION
- **SIMPLE STRUCTURE**
for easy maintenance.
- **QUALITY COMPRESSORS**
for performance, reliability and durability.

BAKERY CASE

HIGH BAKERY CASE
RECTANGLE BAKERY CASE
ROUND BAKERY CASE



SKIPIO

BAKERY CASE HIGH

SKIPIO

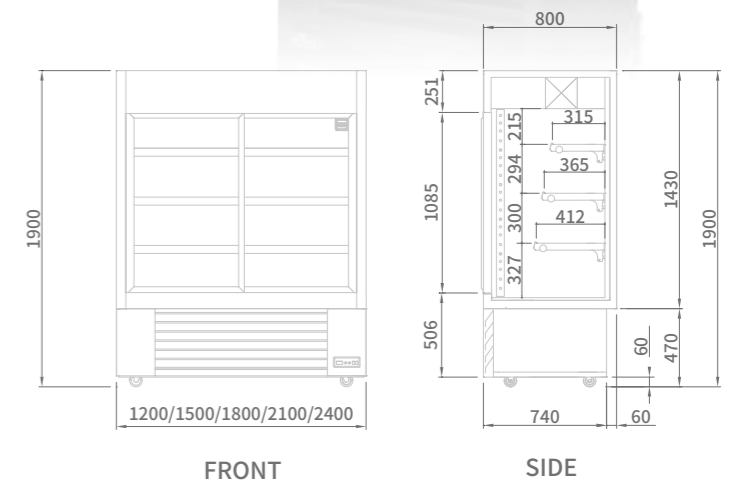
SBH1200-4FD



SBH1500-4FD



SBH1800-4FD



FRONT

SIDE

MODEL	SBH1200-4FD	SBH1500-4FD	SBH1800-4FD	SBH2100-4FD	SBH2400-4FD
Classification	Refrigerator				
Cabinet dimension (WxDxH mm)	1200 / 1500 / 1800 / 2100 / 2400 x 800 x 1900				
Capacity (ℓ)	510	633	760	886	1013
Inner Temperature (°C)	3 ~ 8				
Refrigerant	R-134a	R-134a	R-404a	R-404a	R-404a
Lamp	LED lamp				
Cooling Type	Fan cooling type				
Temperature Control Type	Digital				
Insulation Type	Polyurethane / Cyclopentane + CFC Free				
Amps (A)	3	3.5	4	4.5	4.5
Voltage (V/Hz/Ph)	220 / 50 / 1				
Weight (Kg)	250	300	360	420	470
Door type	Sliding door				
# of doors	2				
Compressor (HP)	1/3	1/3	1	1	1
# of Shelves	3				

DISPLAY CASE

GLASS DOOR
MERCHANDISER

REACH-IN

UNDER COUNTER

ICE MAKER

CUSTOM MADE

OVEN

DISH WASHER

SB1500-2RD



SB1500-3RD



SB900-2RD



SB1200-2RD



SB1800-2RD



SB900-3RD



SB1200-3RD



SB1800-3RD



SB2100-2RD



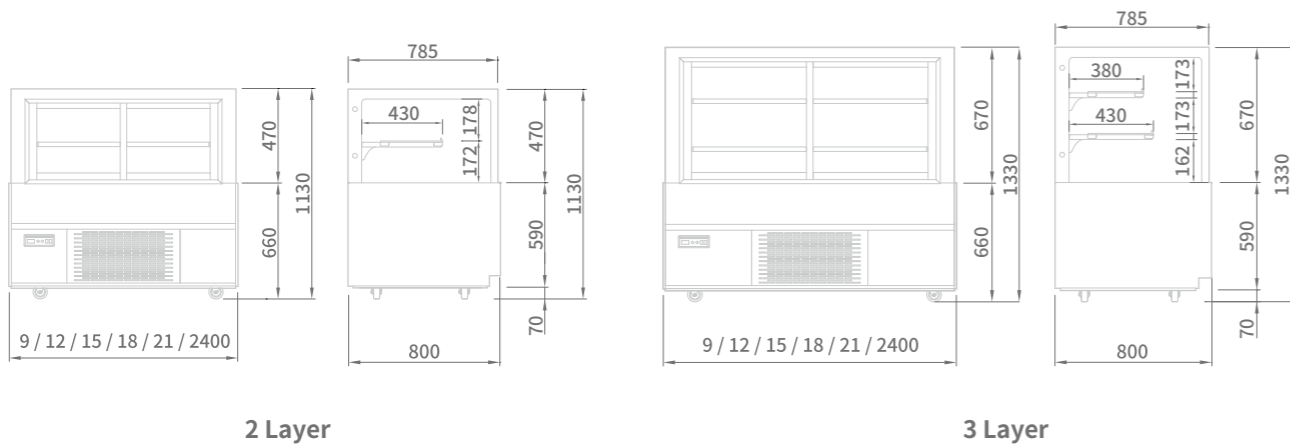
SB2400-2RD



SB2100-3RD



SB2400-3RD




MODEL	SB900-3RD	SB1200-3RD	SB1500-3RD	SB1800-3RD	SB2100-3RD	SB2400-3RD
Classification	Refrigerator					
Cabinet dimension (WxDxH mm)	900 / 1200 / 1500 / 1800 / 2100 / 2400 x 800 x 1130 (2Layer) / 1330 (3Layer) / 1530 (4Layer)					
Capacity (ℓ)	501	669	837	1005	1173	1336
Inner Temperature (°C)	3 ~ 8					
Refrigerant	R-134a	R-134a	R-404a	R-404a	R-404a	R-404a
Lamp	LED lamp					
Cooling Type	Fan cooling type					
Temperature Control Type	Digital					
Insulation Type	Polyurethane / Cyclopentane + CFC Free					
Amps (A)	3.5	3.8	4	4	5	5.5
Voltage (V/Hz/Ph)	220 / 50 / 1					
Weight (Kg)	190	240	280	300	340	400
Door type	Sliding door					
# of doors	2	2	2	2	3	3
Compressor (HP)	1/3	1/3	1/2	1	1	1
# of Shelves	1 (2Layer) / 2 (3Layer) / 3-4 (4Layer)					




MODEL	SBR900-3RD	SBR1200-3RD	SBR1500-3RD	SBR1800-3RD	SBR2100-3RD	SBR2400-3RD
Classification	Refrigerator					
Cabinet dimension (WxDxH mm)	900 / 1200 / 1500 / 1800 / 2100 / 2400 x 800 x 1130 (2Layer) / 1330 (3Layer) / 1530 (4Layer)					
Capacity (ℓ)	501	669	837	1005	1173	1336
Inner Temperature (°C)	3 ~ 8					
Refrigerant	R-134a	R-134a	R-404a	R-404a	R-404a	R-404a
Lamp	LED lamp					
Cooling Type	Fan cooling type					
Temperature Control Type	Digital					
Insulation Type	Polyurethane / Cyclopentane + CFC Free					
Amps (A)	3.5	3.8	4	4	5	5.5
Voltage (V/Hz/Ph)	220 / 50 / 1					
Weight (Kg)	180	230	270	290	330	390
Door type	Sliding door					
# of doors	2	2	2	2	3	3
Compressor (HP)	1/3	1/3	1/2	1	1	1
# of Shelves	1 (2Layer) / 2 (3Layer) / 3~4 (4Layer)					

1 Dimension

► Width



► Height



2 Door type

► Rear door




► Front door



3 Exterior materials and colours

► Stainless steel & PCM



DISPLAY CASE
GLASS DOOR
MERCHANDISER

REACH-IN


UNDER COUNTER

ICE MAKER

CUSTOM MADE

OVEN

DISH WASHER



DISPLAY CASE
GLASS DOOR
MERCHANDISER

REACH-IN

UNDER COUNTER

ICE MAKER

CUSTOM MADE

OVEN

DISH WASHER

COMBI SHOWCASE

COMBI SHOWCASE

SKIPIO

DISPLAY CASE

GLASS DOOR
MERCHANDISER

REACH-IN

UNDER COUNTER

ICE MAKER

CUSTOM MADE

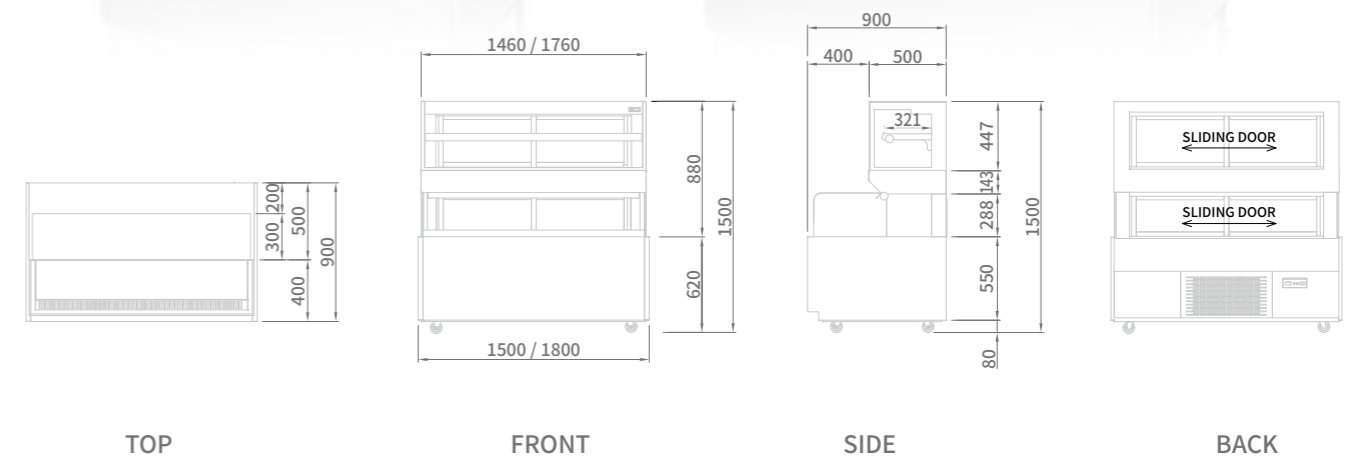
OVEN

DISH WASHER



SBC-1500RD

SBC-1800RD



TOP

FRONT

SIDE

BACK

MODEL	SBC-1500RD	SBC-1800RD
Classification	Refrigerator	
Cabinet dimension (WxDxH mm)	1500 / 1800 x 900 x 1500	
Capacity (ℓ)	Bakery 106 / Open 260	Bakery 136 / Open 310
Inner Temperature (°C)	Bakery 3 ~ 8 / Open 5 ~ 10	
Refrigerant	R-404a	
Lamp	LED lamp	
Cooling Type	Fan cooling type	
Temperature Control Type	Digital	
Insulation Type	Polyurethane / Cyclopentane + CFC Free	
Amps (A)	6.3	7.6
Voltage (V/Hz/Ph)	220 / 50 / 1	
Weight (Kg)	300	400
Door type	Sliding door	
# of doors	4	
Compressor (HP)	Bakery 1/2 / Open 1	Bakery 1 / Open 1
# of Shelves	1	

SKIPIO

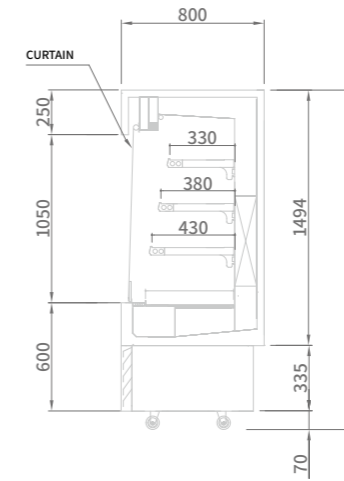
OPEN CASE

HIGH OPEN CASE
OPEN CASE



SKIPIO

SOH-1500



SOH-900



SOH-1200



SOH-1800



MODEL	SOH-900	SOH-1200	SOH-1500	SOH-1800
Classification	Refrigerator			
Cabinet dimension (WxDxH mm)	900 / 1200 / 1500 / 1800 x 800 x 1900			
Capacity (ℓ)	460	547	634	700
Inner Temperature (°C)	5 ~ 10			
Refrigerant	R-404a			
Lamp	LED lamp			
Cooling Type	Fan cooling type			
Temperature Control Type	Digital			
Insulation Type	Polyurethane / Cyclopentane + CFC Free			
Amps (A)	3	3.5	4	4.5
Voltage (V/Hz/Ph)	220 / 50 / 1			
Weight (Kg)	180	200	260	310
Compressor (HP)	1	1	1	1+
# of Shelves	3			

DISPLAY CASE

GLASS DOOR
MERCHANDISER

REACH-IN

UNDER COUNTER

ICE MAKER

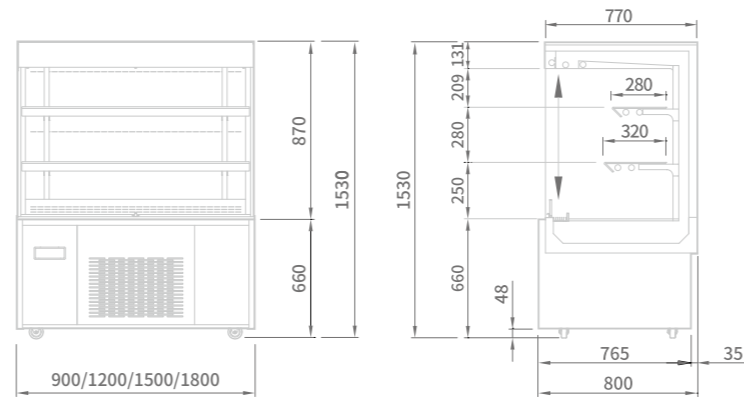
CUSTOM MADE

OVEN

DISH WASHER

OPEN CASE

SOA-1500



SOA-900



SOA-1200



SOA-1800



MODEL	SOA-900	SOA-1200	SOA-1500	SOA-1800
Classification	Refrigerator			
Cabinet dimension (WxDxH mm)	900 / 1200 / 1500 / 1800 x 800 x 1530			
Capacity (ℓ)	430	510	600	670
Inner Temperature (°C)	5 ~ 10			
Refrigerant	R-404a			
Lamp	LED lamp			
Cooling Type	Fan cooling type			
Temperature Control Type	Digital			
Insulation Type	Polyurethane / Cyclopentane + CFC Free			
Amps (A)	3.8	4.5	4.9	5.5
Voltage (V/Hz/Ph)	220 / 50 / 1			
Weight (Kg)	190	240	270	310
Compressor (HP)	1	1	1	1+
# of Shelves	2			

SANDWICH CASE

SANDWICH CASE



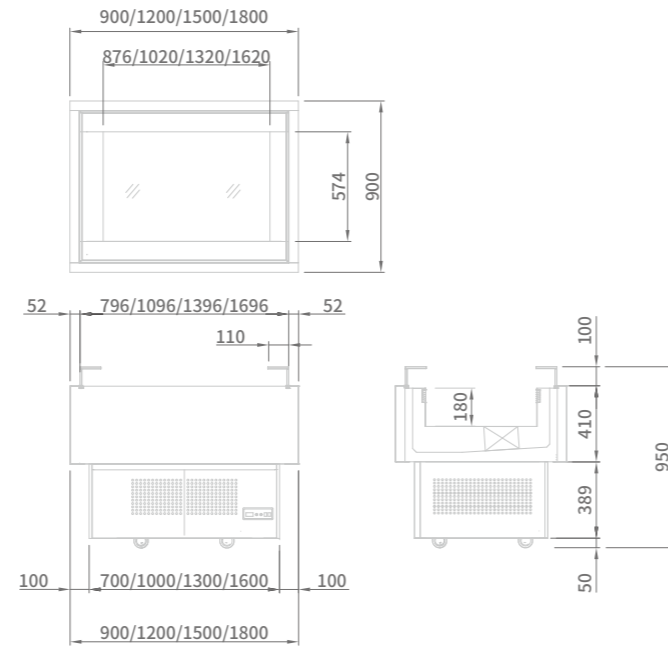
OPTION

LIGHTING PANEL

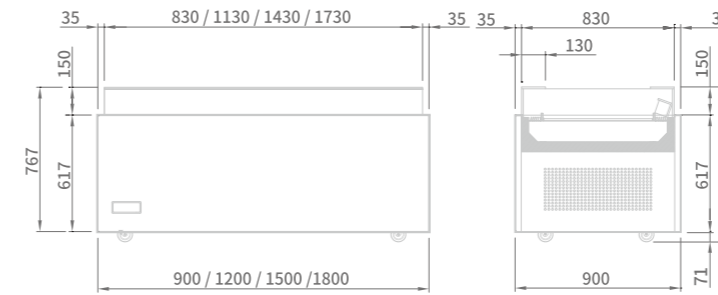


SKIPIO

SOS-1500-P



SOS-1500



SOS-1200-P



SOS-1800-P



SOS-1200



SOS-1800



MODEL	SOS-900-P	SOS-1200-P	SOS-1500-P	SOS-1800-P
Classification	Refrigerator			
Cabinet dimension (WxDxH mm)	900 / 1200 / 1500 / 1800 x 900 x 950			
Capacity (ℓ)	132	170	202	224
Inner Temperature (°C)	5 ~ 10			
Refrigerant	R-404a			
Lamp	Optional (LED Lighting Panel)			
Cooling Type	Fan cooling type			
Temperature Control Type	Digital			
Insulation Type	Polyurethane / Cyclopentane + CFC Free			
Amps (A)	3.8	4.5	4.9	5.5
Voltage (V/Hz/Ph)	220 / 50 / 1			
Weight (Kg)	150	180	210	240
Compressor (HP)	1/2	1	1	1

MODEL	SOS-900	SOS-1200	SOS-1500	SOS-1800
Classification	Refrigerator			
Cabinet dimension (WxDxH mm)	900 / 1200 / 1500 / 1800 x 900 x 838			
Capacity (ℓ)	112	150	182	204
Inner Temperature (°C)	5 ~ 10			
Refrigerant	R-404a			
Lamp	Optional (LED Lighting Panel)			
Cooling Type	Fan cooling type			
Temperature Control Type	Digital			
Insulation Type	Polyurethane / Cyclopentane + CFC Free			
Amps (A)	3.8	4.5	4.9	5.5
Voltage (V/Hz/Ph)	220 / 50 / 1			
Weight (Kg)	140	170	200	230
Compressor (HP)	1/2	1	1	1

CHOCOLATE CASE

CHOCOLATE CASE



BACK VIEW



DRAWER

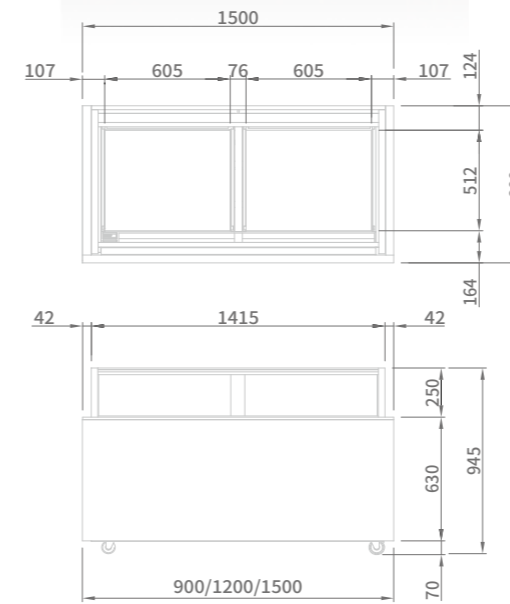


DIGITAL THERMOMETER



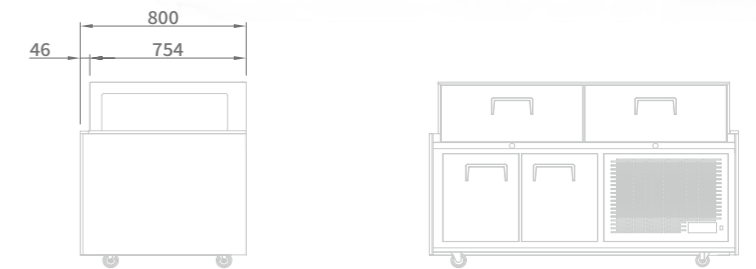
SKIPIO

SCD-1200D



FRONT

SCD-1500D



SIDE

BACK

MODEL	SCD-900D	SCD-1200D	SCD-1500D
Classification	Refrigerator		
Cabinet dimension (WxDxH mm)	900 / 1200 / 1500 x 800 x 945		
Capacity (ℓ)	85	108	130
Inner Temperature (°C)	10 ~ 14 (Humidity 50±5%)		
Refrigerant	R-134a		
Lamp	LED lamp		
Cooling Type	Fan cooling type		
Temperature Control Type	Digital		
Insulation Type	Polyurethane / Cyclopentane + CFC Free		
Amps (A)	2.1	2.5	3
Voltage (V/Hz/Ph)	220 / 50 / 1		
Weight (Kg)	160	190	240
Door type	Drawer / Swing Door		
# of Drawer	1	2	2
# of doors	1	3	4
Compressor (HP)	1/3		

GELATO CASE

GELATO CASE
ICE CREAM DIPPING CABINET




SKIPIO

OPTION

ACRYL SLIDING DOOR



CURTAIN



GELATO CASE

SKIPIO

SGC-1200F



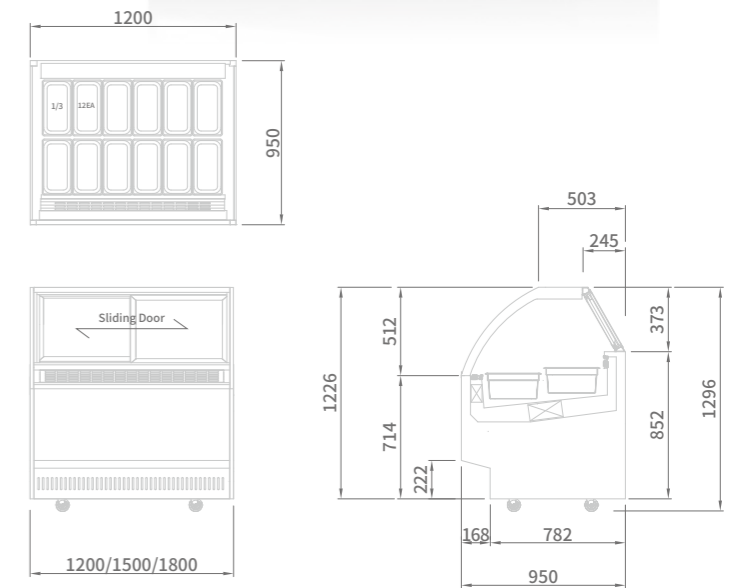
SGC-1200F



SGC-1500F



SGC-1800F



MODEL	SGC-1200F	SGC-1500F	SGC-1800F
Classification		Freezer	
Cabinet dimension (WxDxH mm)		1200 / 1500 / 1800 x 950 x 1296	
# of 1/3 Pans	12	14	18
Inner Temperature (°C)		-25 ~ -15	
Refrigerant		R-404a	
Lamp		LED lamp	
Cooling Type		Fan cooling type	
Temperature Control Type		Digital	
Insulation Type		Polyurethane / Cyclopentane + CFC Free	
Amps (A)	9	12	15
Voltage (V/Hz/Ph)		220 / 50 / 1	
Weight (Kg)	200	260	300
Door type		Sliding Door	
# of doors	2	2	3
Compressor (HP)		1+	

DISPLAY CASE

GLASS DOOR
MERCHANDISER

REACH-IN

UNDER COUNTER

ICE MAKER

CUSTOM MADE

OVEN

DISH WASHER

ICE CREAM DIPPING CABINET

SIDC-47W



SIDC-70W



SIDC-91W



MODEL	SIDC-47W	SIDC-70W	SIDC-91W
Classification	Freezer		
Cabinet dimension (WxDxH mm)	1190 / 1720 / 2250 x 659 x 1277		
Capacity (ℓ)	286	607	834
Inner Temperature (°C)	-25 ~ -15		
Doors	Acryl	1	2
	Cabinet	1	2
# of Racks	8	12	16
Refrigerant	R-404a		
Compressor (HP)	1/2	1	1+
Cooling Type	Direct cooling type		
Temperature Control Type	Digital		
Insulation Type	Polyurethane / Cyclopentane + CFC Free		
Amps (A)	5	6	6.5
Voltage (V/Hz/Ph)	220 / 50 / 1		
Power (W)	500	804	854
Weight (Kg)	140	170	230

GLASS DOOR MERCHANDISER

GLASS DOOR MERCHANDISER [SWING DOOR]
GLASS DOOR MERCHANDISER [SLIDING DOOR]



SKIPIO

SGM-5
SGF-5



SGM-14



SGF-14



SGM-18



SGF-18



SGM-20



SGF-20



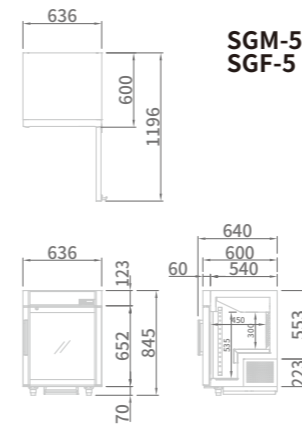
SGM-25



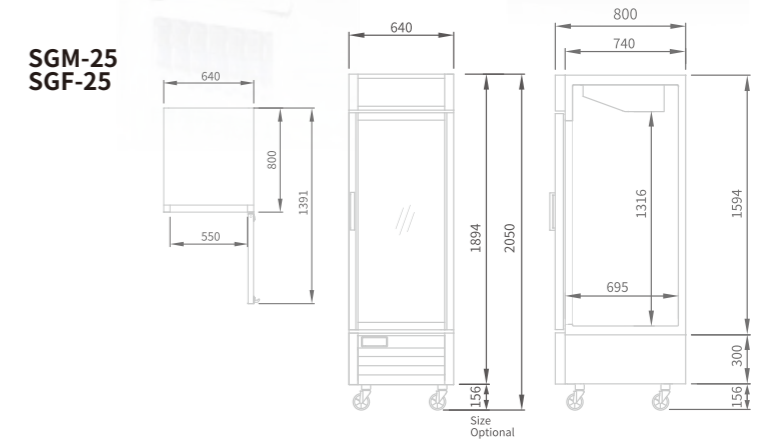
SGF-25



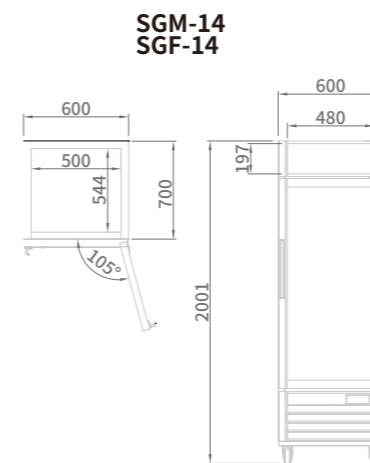
MODEL	SGM-5 SGF-5	SGM-14 SGF-14	SGM-18 SGF-18	SGM-20 SGF-20	SGM-25 SGF-25
Classification	Refrigerator				
	Freezer				
Cabinet dimension (WxDxH mm)	636 x 600 x 845	600 x 700 x 2001	640 x 700 x 2040	685 x 700 x 2100	640 x 800 x 2050
Capacity (ℓ)	100	375	420	470	510
Inner Temperature (°C)	1 ~ 8				
	-25 ~ -15				
Refrigerant	R-134a				
	R-404a				
Lamp	LED lamp				
Cooling Type	Fan cooling type				
Temperature Control Type	Digital				
Insulation Type	Polyurethane / Cyclopentane + CFC Free				
Amps (A)	1.3	1.7	1.7	1.7	2.2
	1.7	3	3	3.5	2.8
Voltage (V/Hz/Ph)	220 / 50 / 1				
Weight (Kg)	60	70	80	85	90
Door type	Swing door				
# of doors	1				
Power (W)	200	380	380	380	412
	300	642	642	680	878
# of Shelves	3				



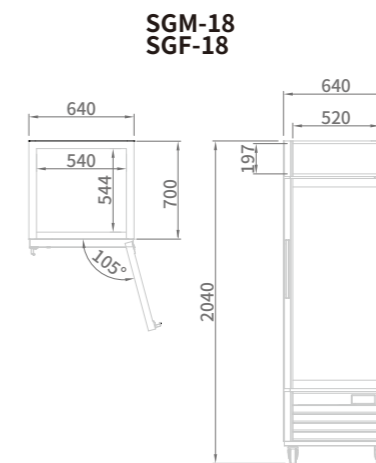
SGM-5
SGF-5



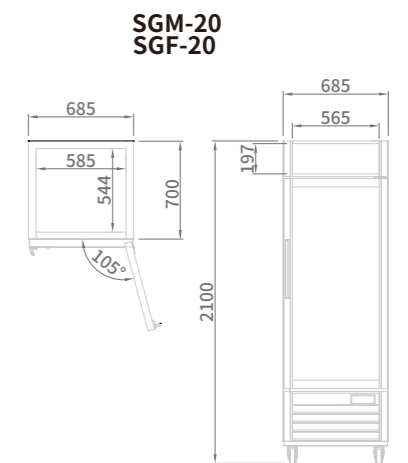
SGM-25
SGF-25



SGM-14
SGF-14



SGM-18
SGF-18



SGM-20
SGF-20

DISPLAY CASE

GLASS DOOR MERCHANDISER

REACH-IN

UNDER COUNTER

ICE MAKER

CUSTOM MADE

OVEN

DISH WASHER

SGM-35
SGF-35



SGM-49
SGF-49



SGM-72
SGF-72



SGM-35S



SGM-49S

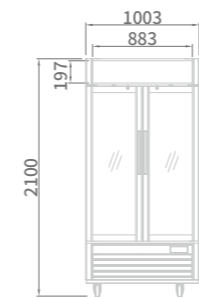
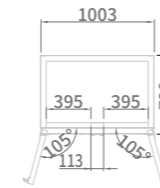


SGM-72S

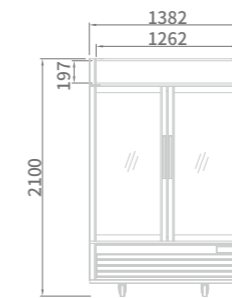
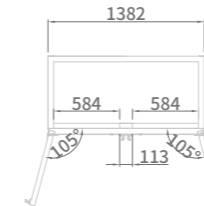


MODEL	SGM-35	SGM-49	SGM-72	SGM-35S	SGM-49S	SGM-72S
	SGF-35	SGF-49	SGF-72			
Classification	Refrigerator					
	Freezer					
Cabinet dimension (WxDxH mm)	1003 x 700 x 2100	1382 x 700 x 2100	2079 x 700 x 2100	1003 x 683 x 2100	1382 x 683 x 2100	2079 x 683 x 2100
Capacity (ℓ)	752	1039	1604	752	1039	1604
Inner Temperature (°C)	1 ~ 8					
	-25 ~ -15					
Refrigerant	R-134a					
	R-404a					
Lamp	LED lamp					
Cooling Type	Fan cooling type					
Temperature Control Type	Digital					
Insulation Type	Polyurethane / Cyclopentane + CFC Free					
Amps (A)	2	2	5.5	2	2	3
	4.5	5.2	8.6			
Voltage (V/Hz/Ph)	220 / 50 / 1					
Weight (Kg)	140	160	220	130	150	200
Door type	Swing door	Swing door	Swing door	Sliding door	Sliding door	Sliding door
# of doors	2	2	3	2	2	3
Power (W)	435	435	550	435	435	550
	982	1025	1125			
# of Shelves	6	6	9	6	6	9

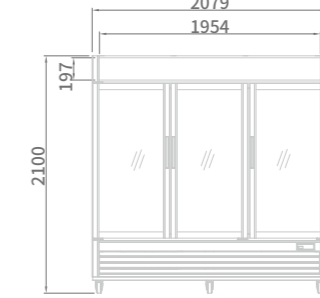
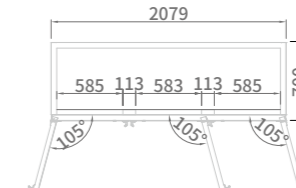
SGM-35
SGF-35



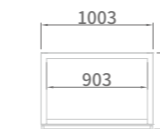
SGM-49
SGF-49



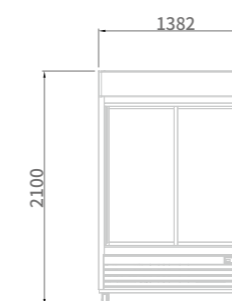

SGM-72
SGF-72



SGM-35S



SGM-49S



BACK BAR

BACK BAR



SKIPIO

BACK BAR

SKIPIO

SB6-1G



BLACK

SUS

SB9-2G



BLACK

SUS

SB13-3G



BLACK

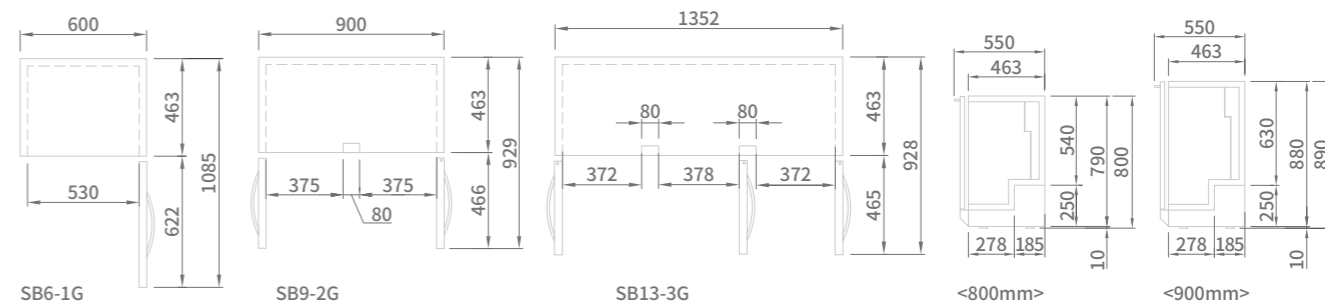


SUS

SB9-2GS SB13-2GS Sliding Door



BLACK / SUS



SB6-1G

SB9-2G

SB13-3G

<800mm>

<900mm>

MODEL	SB6-1G	SB9-2G	SB13-3G	SB9-2GS	SB13-2GS
Classification	Refrigerator				
Cabinet dimension (WxDxH mm)	600 x 550 x 900 / 800	900 x 550 x 900 / 800	1352 x 550 x 900 / 800	900 x 463 x 900 / 800	1352 x 463 x 900 / 800
Capacity (ℓ)	125 / 110	190 / 165	300 / 261	190 / 165	300 / 261
Inner Temperature (°C)	1 ~ 8				
Refrigerant	R-134a				
Lamp	LED lamp				
Cooling Type	Fan cooling type				
Temperature Control Type	Digital				
Insulation Type	Polyurethane / Cyclopentane + CFC Free				
Amps (A)	2.5	2.5	3.5	2.5	3.5
Voltage (V/Hz/Ph)	220 / 50 / 1				
Weight (Kg)	60	75	100	75	100
Door type	Swing door	Swing door	Swing door	Sliding door	Sliding door
# of doors	1	2	3	2	2
Compressor (HP)	1/4	1/4	1/3	1/4	1/3
Power (W)	190	190	330	190	330
# of Shelves	1	2	3	2	2

DISPLAY CASE
GLASS DOOR
MERCHANDISER

REACH-IN

UNDER COUNTER

ICE MAKER

CUSTOM MADE

OVEN

DISH WASHER

REACH-IN

TOP MOUNT _S SERIES
TOP MOUNT _PRO SERIES
TOP MOUNT GLASS DOOR

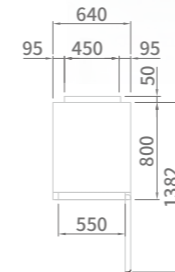


SKIPIO

BUN PAN TYPE

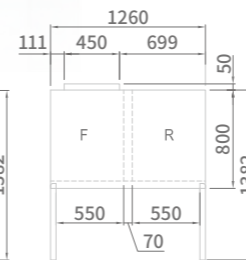


SRFT25-2
SRFT25-2P



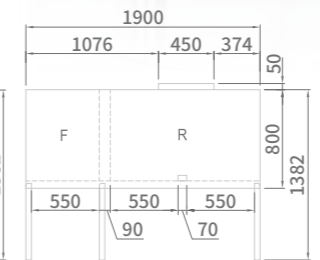
SRFT25-2
SRFT25-2P

SRFT45-2
SRFT45-4
SRFT45-2P
SRFT45-4P

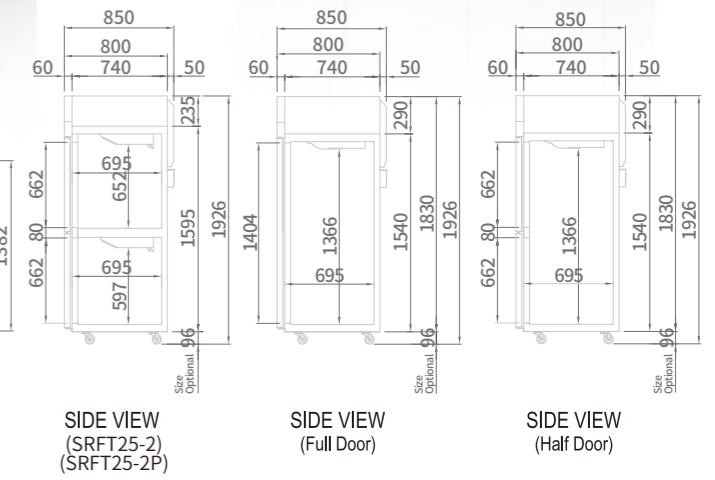


SRFT45-2
SRFT45-4
SRFT45-2P
SRFT45-4P

SRFT65-3
SRFT65-6
SRFT65-3P
SRFT65-6P



SRFT65-3
SRFT65-3
SRFT65-3P
SRFT65-6P



MODEL	SRFT25-2 SRFT25-2P	SRFT45-2 / SRFT45-4 SRFT45-2P / SRFT45-4P	SRFT65-3 / SRFT65-6 SRFT65-3P / SRFT65-6P
Classification	Refrigerator / Freezer		
Cabinet dimension (WxDxH mm)	640 x 850 x 1926	1260 x 850 x 1926	1900 x 850 x 1926
Capacity (ℓ)	242 / 222	576 / 576	1235 / 575
Inner Temperature (°C)	1~ 8 / -21 ~ -12		
Refrigerant	R-404a	R-134a / R-404a	R-134a / R-404a
Lamp	LED lamp		
Cooling Type	Fan cooling type		
Temperature Control Type	Digital		
Insulation Type	Polyurethane / Cyclopentane + CFC Free		
Amps (A)	3.5	4.5	5.5
Voltage (V/Hz/Ph)	220 / 50 / 1		
Weight (Kg)	85	152	177
Power (W)	366	732	1098
# of doors	2	2 / 4	3 / 6
Compressor (HP)	1/2	1/3 1/2	1/3 3/4
# of Shelves	1/1	3/3	6/6

SRT25-2
SFT25-2
SRT25-2P
SFT25-2P

SRT45-4
SFT45-4
SRT45-4P
SFT45-4P

SRT65-6
SFT65-6
SRT65-6P
SFT65-6P

SRT25-1
SFT25-1
SRT25-1P
SFT25-1P

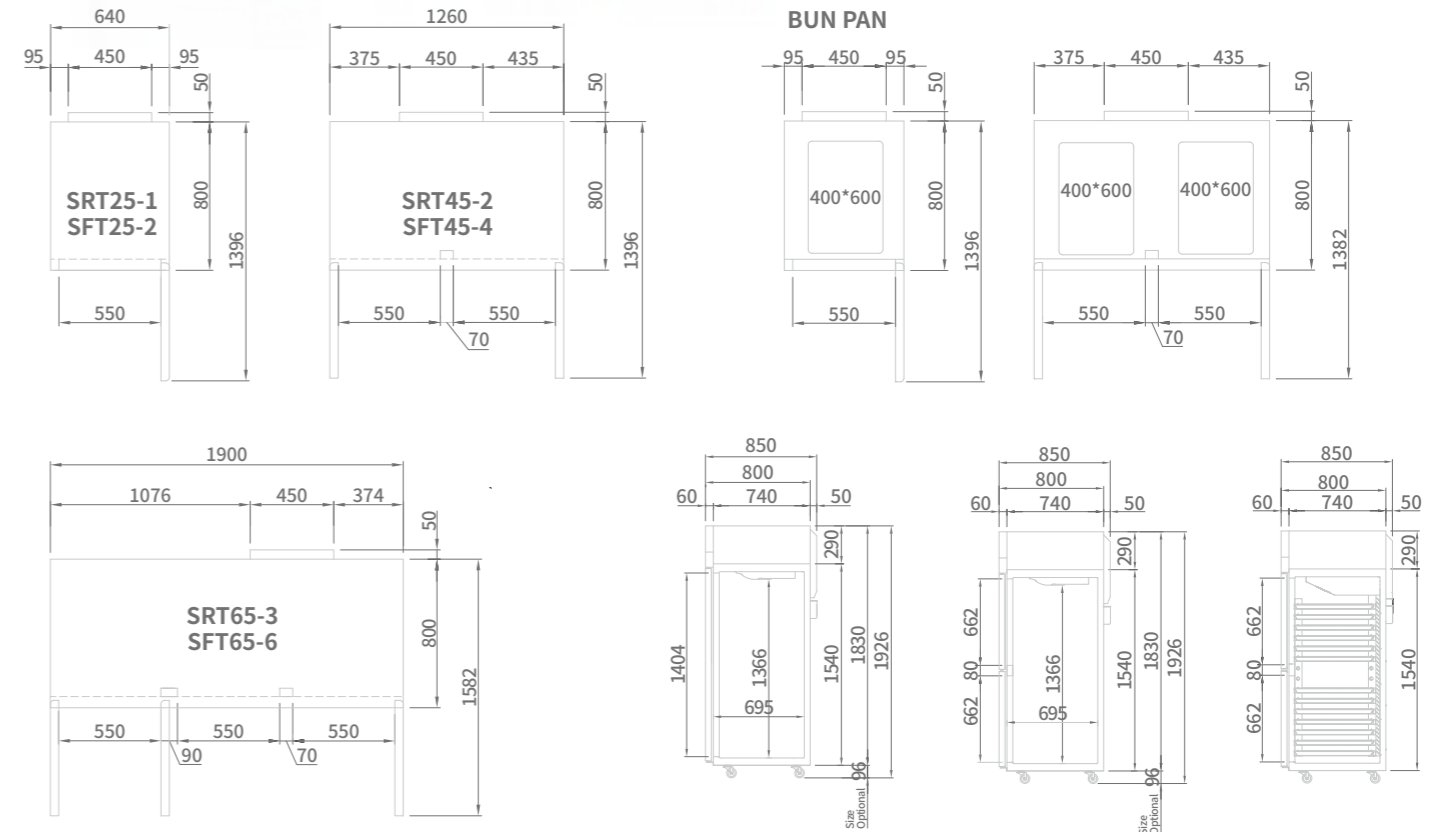
SRT45-2
SFT45-2
SRT45-2P
SFT45-2P

SRT65-3
SFT65-3
SRT65-3P
SFT65-3P

of BUN PAN
25 model : 13ea
45 model : 26ea
65 model : 39ea



MODEL	SRT25-1 SFT25-1	SRT25-2 SFT25-2	SRT45-2 SFT45-2	SRT45-4 SFT45-4	SRT65-3 SFT65-3	SRT65-6 SFT65-6
Classification	Refrigerator					
	Freezer					
Cabinet dimension (WxDxH mm)	640 x 850 x 1926		1260 x 850 x 1926		1900 x 850 x 1926	
Inner Temperature (°C)	1~8					
	-21 ~ -12					
Capacity (ℓ)	574	572	1215	1210	1876	1868
Refrigerant	R-134a					
	R-404a					
Lamp	LED lamp					
Cooling Type	Fan cooling type					
Temperature Control Type	Digital					
Insulation Type	Polyurethane / Cyclopentane + CFC Free					
Amps (A)	2.8	2.8	3.5	3.5	6	6
	3.5	3.5	5.3	5.3	8.5	8.5
Voltage (V/Hz/Ph)	220 / 50 / 1					
Weight (Kg)	77	77	142	142	167	167
	80	80	142	142	167	167
Power (W)	314	314	366	366	732	732
	496	496	774	774	1346	1346
# of doors	1	2	2	4	3	6
Compressor (HP)	1/4	1/4	1/3	1/3	3/4	3/4
	2/3	2/3	1	1	3/4 x 2	3/4 x 2
# of Shelves	3		6		9	



DISPLAY CASE
GLASS DOOR
MERCHANDISER

REACH-IN

UNDER COUNTER

ICE MAKER

CUSTOM MADE

OVEN

DISH WASHER

PRO-26R
PRO-26F

PRO-50R
PRO-50F

PRO-77R
PRO-77F

PRO-26-2R
PRO-26-2F

PRO-50-4R
PRO-50-4F

PRO-77-6R
PRO-77-6F



DISPLAY CASE

GLASS DOOR
MERCHANDISER

REACH-IN

UNDER COUNTER

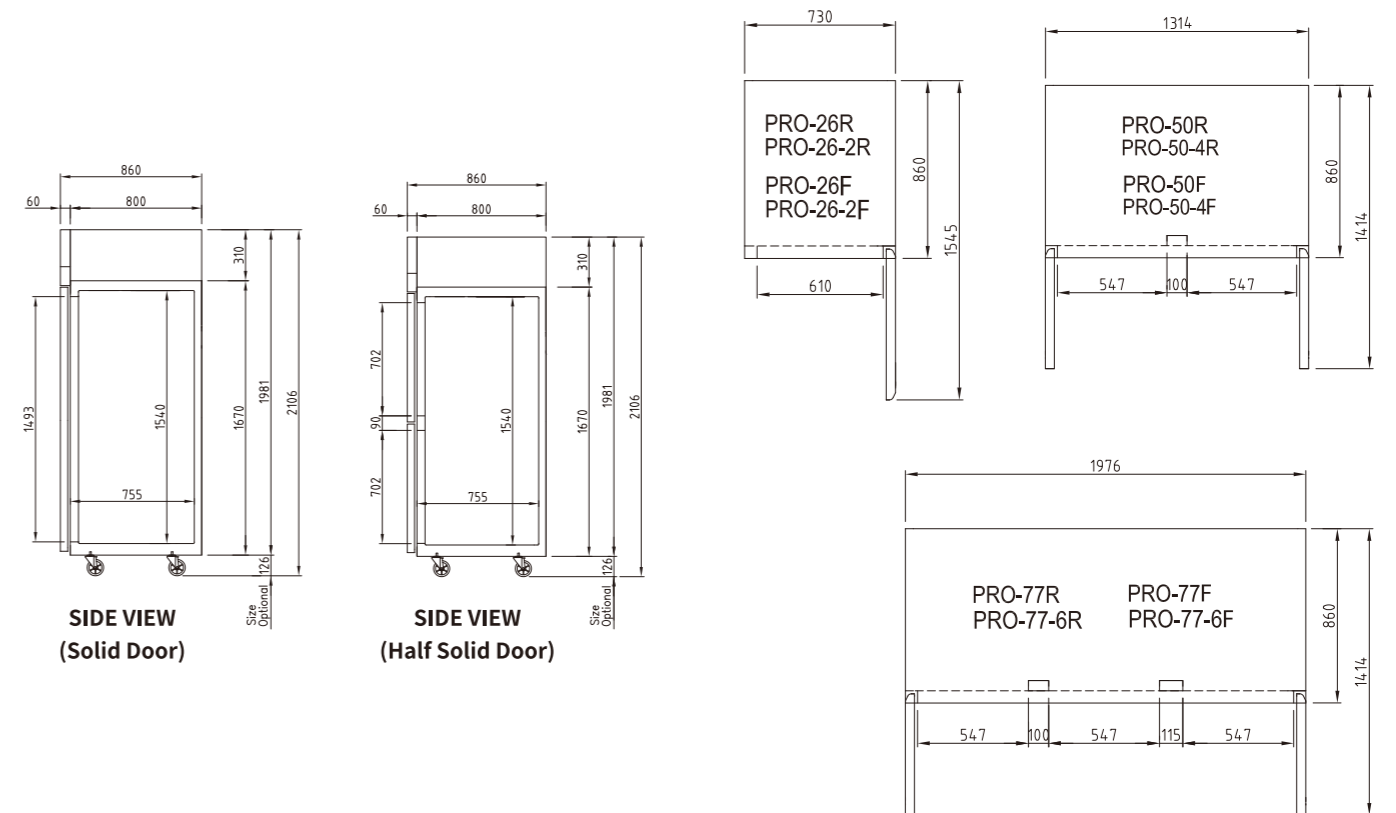
ICE MAKER

CUSTOM MADE

OVEN

DISH WASHER

MODEL	PRO-26R PRO-26F	PRO-26-2R PRO-26-2F	PRO-50R PRO-50F	PRO-50-4R PRO-50-4F	PRO-77R PRO-77F	PRO-77-6R PRO-77-6F
Classification	Refrigerator					
	Freezer					
Cabinet dimension (WxDxH mm)	730 x 860 x 2106		1314 x 860 x 2106		1976 x 860 x 2106	
Inner Temperature (°C)	1~ 8					
	-21 ~ -12					
Capacity (ℓ)	736		1416		2180	
Refrigerant	R-134a					
	R-404a					
Lamp	LED lamp					
Cooling Type	Fan cooling type					
Temperature Control Type	Digital					
Insulation Type	Polyurethane / Cyclopentane + CFC Free					
Amps (A)	3		4.8		6	
	5		6.8		9	
Voltage (V/Hz/Ph)	220 / 50 / 1					
Weight (Kg)	143		220		316	
	150		225		330	
Power (W)	366		505		680	
	560		731		1050	
# of doors	1	2	2	4	3	6
Compressor (HP)	1/3		2/3		7/8	
	3/4		1		1 1/4	
# of Shelves	3		6		9	



SRT25-1G

SRT45-2G

SRT65-3G

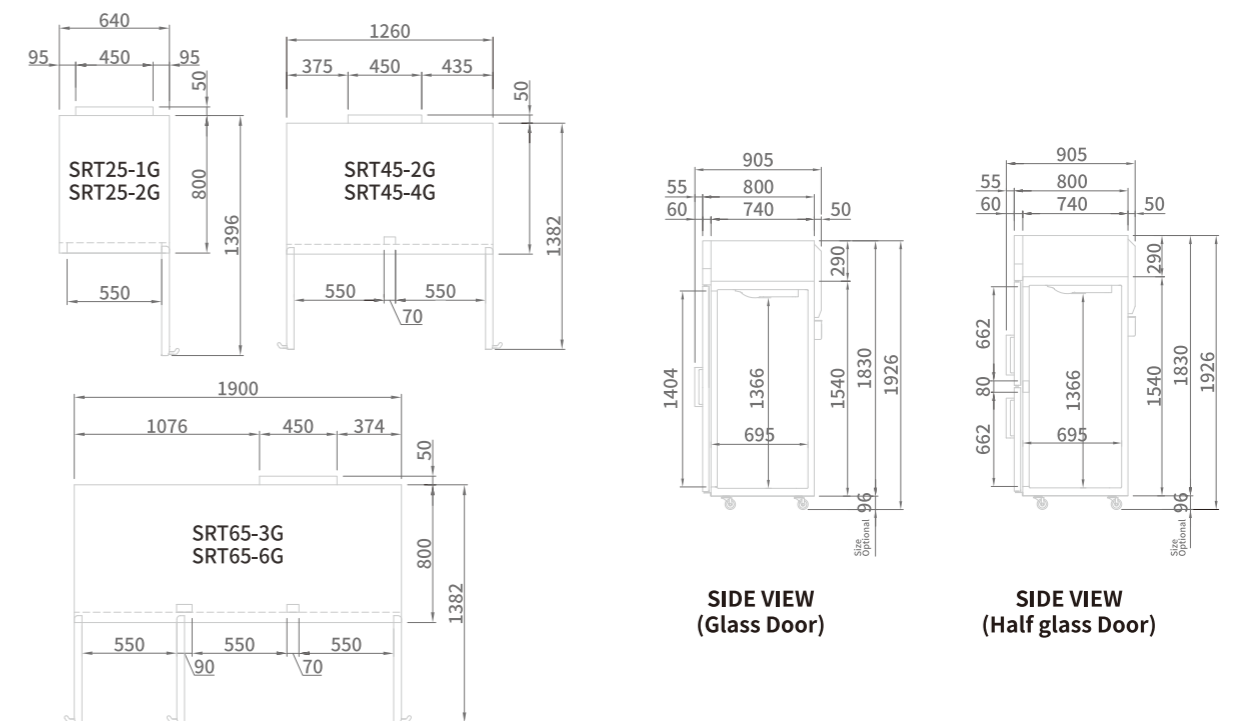
SRT25-2G

SRT45-4G

SRT65-6G



MODEL	SRT25-1G	SRT25-2G	SRT45-2G	SRT45-4G	SRT65-3G	SRT65-6G
Classification	Refrigerator					
Cabinet dimension (WxDxH mm)	640x850x1926	640x850x1926	1260x850x1926	1260x850x1926	1900x850x1926	1900x850x1926
Capacity (ℓ)	574	572	1215	1210	1876	1868
Inner Temperature (°C)	1~8					
# of doors	1	2	2	4	3	6
# of shelves	3	3	6	6	9	9
Refrigerant	R-134a					
Compressor (HP)	1/4	1/4	1/3	1/3	1/3x2	1/3x2
Cooling Type	Fan cooling type					
Insulation Type	Polyurethane / Cyclopentane + CFC Free					
Temperature Control Type	Digital					
Amps (A)	2.8	2.8	2.9	3.5	6	6
Voltage (V/Hz/Ph)	220 / 50 / 1					
Power (W)	314	314	365.4	366	732	732
Weight (Kg)	87	87	152	152	177	177



DISPLAY CASE
GLASS DOOR
MERCHANDISER

REACH-IN

UNDER COUNTER

ICE MAKER

CUSTOM MADE

OVEN

DISH WASHER

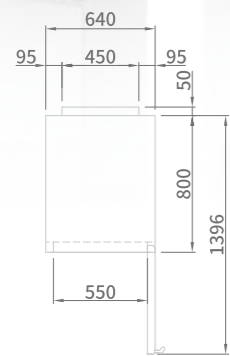
TOP MOUNT GLASS DOOR FREEZER

SFT25-1G

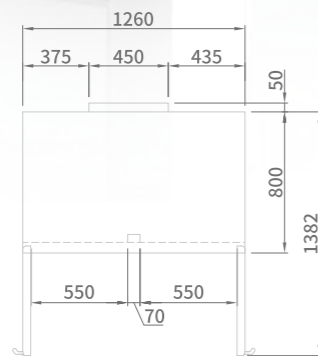
SFT25-2G

SFT45-2G

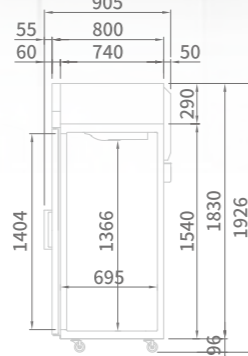
SFT45-4G



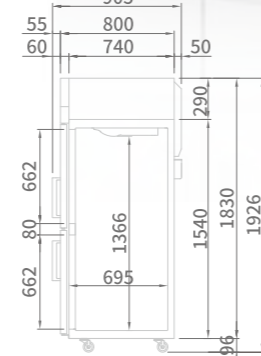
SFT25-1G
SFT25-2G



SFT45-2G
SFT45-4G



SIDE VIEW
(Glass Door)



SIDE VIEW
(Half glass Door)

MODEL	SFT25-1G	SFT25-2G	SFT45-2G	SFT45-4G
Classification	Freezer			
Cabinet dimension (WxDxH mm)	640 x 850 x 1926	640 x 850 x 1926	1260 x 850 x 1926	1260 x 850 x 1926
Capacity (ℓ)	574	572	1215	1210
Inner Temperature (°C)	-21 ~ -12			
Refrigerant	R-404a			
Lamp	LED lamp			
Cooling Type	Fan cooling type			
Temperature Control Type	Digital			
Insulation Type	Polyurethane / Cyclopentane + CFC Free			
Amps (A)	4.5	4.5	8	8
Voltage (V/Hz/Ph)	220 / 50 / 1			
Weight (Kg)	95	95	170	170
Power (W)	660	660	976	976
# of doors	1	2	2	4
Compressor (HP)	6/7	6/7	2/3 x 2	2/3 x 2
# of Shelves	3	3	6	6

UNDER COUNTER

UNDER COUNTER S-SERIES


UNDER COUNTER DRAWER

UNDER COUNTER GLASS DOOR

UNDER COUNTER PRO SERIES



CONDENSER EASY CLEANING

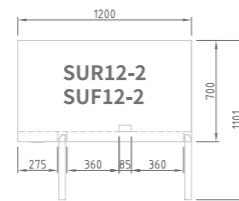


SKIPIO

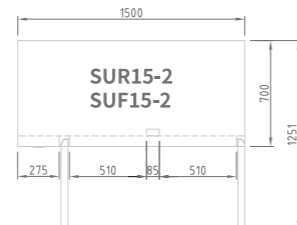
SUR9-1
SUF9-1



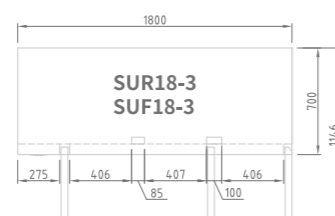
SUR12-2
SUF12-2



SUR15-2
SUF15-2

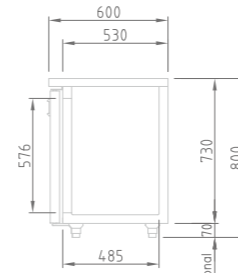


SUR18-3
SUF18-3

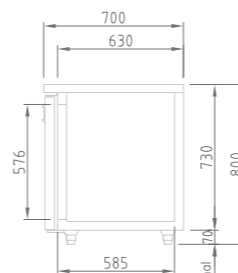


OPTION

Work Top

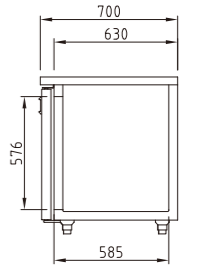
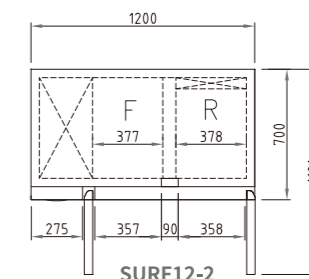


SIDE VIEW
(Depth 600mm)



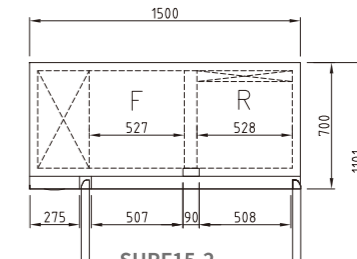
SIDE VIEW
(Depth 700mm)

SURF12-2

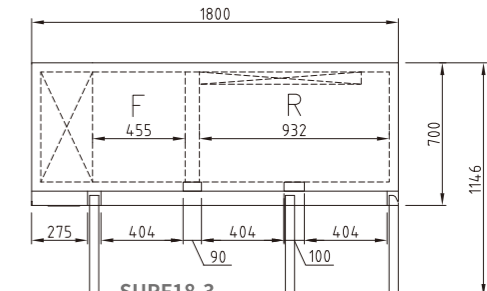


SIDE VIEW
(Depth 700mm)

SURF15-2



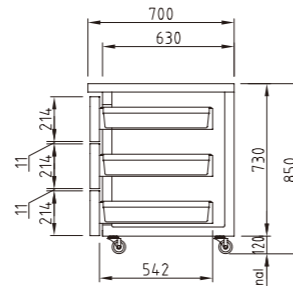
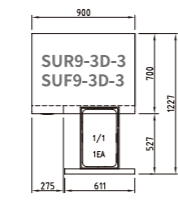
SURF18-3



MODEL	SUR9-1 SUF9-1	SUR12-2 SUF12-2	SUR15-2 SUF15-2	SUR18-3 SUF18-3
Classification	Refrigerator			
	Freezer			
Cabinet dimension (WxDxH mm)	900 x 700(600) x 800	1200 x 700(600) x 800	1500 x 700(600) x 800	1800 x 700(600) x 800
Inner Temperature (°C)	1~8			
	-21~-12			
Capacity (ℓ)	198	311	425	538
Refrigerant	R-134a			
	R-134a	R-404a	R-404a	R-404a
Lamp	LED lamp			
Cooling Type	Fan cooling type			
Temperature Control Type	Digital			
Insulation Type	Polyurethane / Cyclopentane + CFC Free			
Amps (A)	2.3	2.5	2.5	3
	2.3	2.5	3	3
Voltage (V/Hz/Ph)	220 / 50 / 1			
Weight (Kg)	72	84	93	109
Power (W)	314	314	314	366
	366	613	613	613
Compressor (HP)	1/4	1/4	1/4	1/3
	1/3	1/3	3/4	3/4
# of doors	1	2	2	3
# of Shelves	1	2	2	3

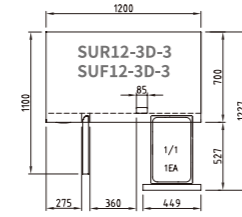
MODEL	SURF12-2		SURF15-2		SURF18-3	
	Refrigerator	Freezer	Refrigerator	Freezer	Refrigerator	Freezer
Classification	Refrigerator / Freezer					
Cabinet dimension (WxDxH mm)	1200 x 700 x 800		1500 x 700 x 800		1800 x 700 x 800	
Capacity (ℓ)	121	136	191	171	314	151
Inner Temperature (°C)	1~8	-21~-12	1~8	-21~-12	1~8	-21~-12
Refrigerant	R-134a		R-404a		R-404a	
Lamp	LED lamp					
Cooling Type	Fan cooling type					
Temperature Control Type	Digital					
Insulation Type	Polyurethane / Cyclopentane + CFC Free					
Amps (A)	3		4.35		4.4	
Voltage (V/Hz/Ph)	220 / 50 / 1					
Weight (Kg)	92		101		120	
# of doors	2		2		3	
Compressor (HP)	1/3		3/4		3/4	
Power (W)	316		316		366	
# of Shelves	1	1	1	1	2	1

SUR9-3D-3
SUF9-3D-3



SIDE VIEW
(Depth 700mm)

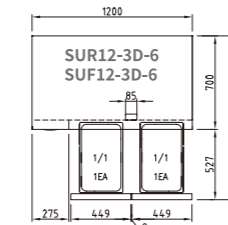
SUR12-3D-3
SUF12-3D-3



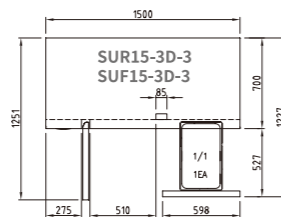
OPTION
2 Drawer Available



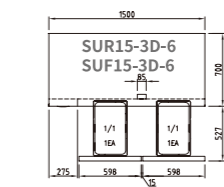
SUR12-3D-6
SUF12-3D-6



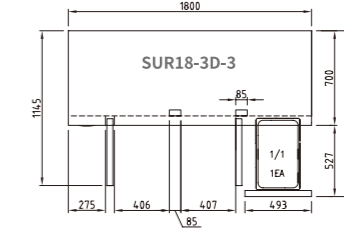
SUR15-3D-3
SUF15-3D-3



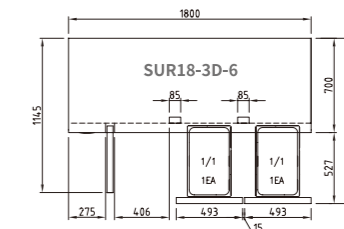
SUR15-3D-6
SUF15-3D-6



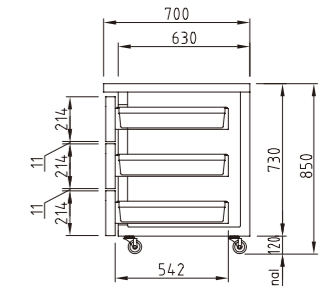
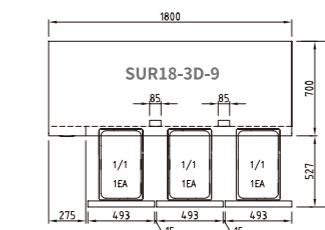
SUR18-3D-3



SUR18-3D-6



SUR18-3D-9



SIDE VIEW
(Depth 700mm)

MODEL	SUR9-3D-3 SUF9-3D-3	SUR12-3D-3 SUF12-3D-3	SUR12-3D-6 SUF12-3D-6	SUR15-3D-3 SUF15-3D-3
Classification	Refrigerator			
	Freezer			
Cabinet dimension (WxDxH mm)	900 x 700 x 850	1200 x 700 x 850	1200 x 700 x 850	1500 x 700 x 850
Inner Temperature (°C)	1~8			
	-21 ~ -12			
Capacity (ℓ)	198	311	311	425
Refrigerant	R-134a			
	R-134a	R-134a	R-134a	R-404a
Lamp	LED lamp			
Cooling Type	Fan cooling type			
Temperature Control Type	Digital			
Insulation Type	Polyurethane / Cyclopentane + CFC Free			
Amps (A)	2.3	2.5	2.5	2.5
	3	3.3	3.3	4.4
Voltage (V/Hz/Ph)	220 / 50 / 1			
Weight (Kg)	84	97	106	107
Power (W)	314	314	314	314
	366	613	613	613
Compressor (HP)	1/4	1/4	1/4	1/4
	1/3	1/3	1/3	3/4
# of doors	0	1	0	1
# of Shelves	0	1	0	1

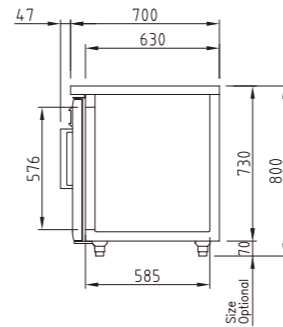
MODEL	SUR15-3D-6 SUF15-3D-6	SUR18-3D-3	SUR18-3D-6	SUR18-3D-9
Classification	Refrigerator			
	Freezer			
Cabinet dimension (WxDxH mm)	1500 x 700 x 850	1800 x 700 x 850	1800 x 700 x 850	1800 x 700 x 850
Inner Temperature (°C)	1~8			
	-21 ~ -12			
Capacity (ℓ)	425	538	538	538
Refrigerant	R-134a			
	R-404a			
Lamp	LED lamp			
Cooling Type	Fan cooling type			
Temperature Control Type	Digital			
Insulation Type	Polyurethane / Cyclopentane + CFC Free			
Amps (A)	2.5	3	3	3
	4.4			
Voltage (V/Hz/Ph)	220 / 50 / 1			
Weight (Kg)	116	126	135	144
Power (W)	314	366	366	366
	366			
Compressor (HP)	1/4	1/4	1/4	1/3
	3/4			
# of doors	0	2	1	0
# of Shelves	0	2	1	0

UNDER COUNTER GLASS DOOR

UNDER COUNTER PRO SERIES

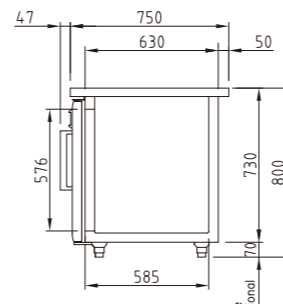
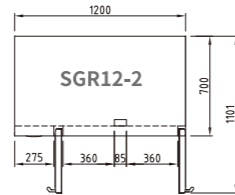
SKIPIO

SGR9-1



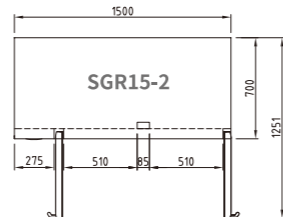
SIDE VIEW (Depth 700mm)

SGR12-2


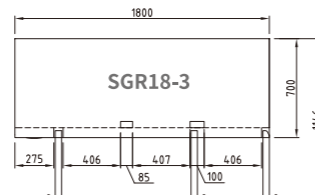


SIDE VIEW (Depth 750mm)

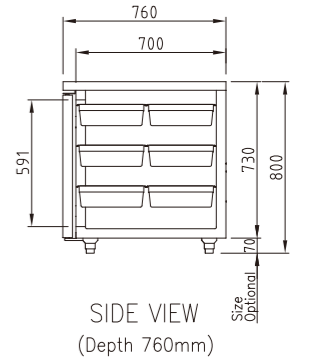
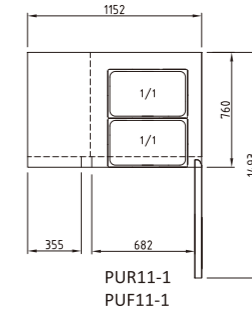
SGR15-2



SGR18-3

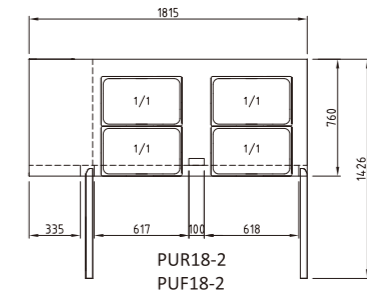


PUR11-1 PUF11-1

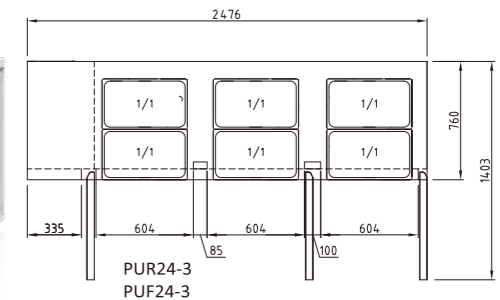


SIDE VIEW (Depth 760mm)

PUR18-2 PUF18-2



PUR24-3 PUF24-3



MODEL	SGR9-1	SGR12-2	SGR15-2	SGR18-3
Classification	Refrigerator			
Cabinet dimension (WxDxH mm)	900 x 700(600) x 800	1200 x 700(600) x 800	1500 x 700(600) x 800	1800 x 700(600) x 800
Capacity (ℓ)	121	309	420	516
Inner Temperature (°C)	1 ~ 8			
Refrigerant	R-134a			
Lamp	LED lamp			
Cooling Type	Fan cooling type			
Temperature Control Type	Digital			
Insulation Type	Polyurethane / Cyclopentane + CFC Free			
Amps (A)	2.3	2.5	2.5	3
Voltage (V/Hz/Ph)	220 / 50 / 1			
Weight (Kg)	80	96	110	127
# of doors	1	2	2	3
Compressor (HP)	1/4	1/4	1/4	1/3
Power (W)	314	314	314	366
# of Shelves	1	2	2	3

MODEL	PUR11-1	PUR18-2	PUR24-3	PUF11-1	PUF18-2	PUF24-3
Classification	Refrigerator			Freezer		
Cabinet dimension (WxDxH mm)	1152 x 760 x 850	1815 x 760 x 850	2476 x 760 x 850	1152 x 760 x 850	1815 x 760 x 850	2476 x 760 x 850
Capacity (ℓ)	273	532	791	273	532	791
Inner Temperature (°C)	1 ~ 8			-21 ~ -12		
Refrigerant	R-134a	R-134a	R-134a	R-404a	R-404a	R-404a
Lamp	LED lamp					
Cooling Type	Fan cooling type					
Temperature Control Type	Digital					
Insulation Type	Polyurethane / Cyclopentane + CFC Free					
Amps (A)	3	4.4	6	4.8	6.5	8
Voltage (V/Hz/Ph)	220 / 50 / 1					
Weight (Kg)	85	120	160	87	125	170
# of doors	1	2	3	1	2	3
Compressor (HP)	1/4	1/3	2/3	1/3	2/3	7/8
Power (W)	314	366	505	366	488	680
# of Shelves	1	2	3	1	2	3

DISPLAY CASE
GLASS DOOR
MERCHANDISER

REACH-IN

UNDER COUNTER

ICE MAKER

CUSTOM MADE

OVEN

DISH WASHER

SALAD & PIZZA TABLE

SALAD SIDE PREP TABLE - BUFFET

SALAD SIDE PREP TABLE - HOOD

PIZZA TABLE

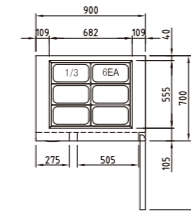


SKIPIO

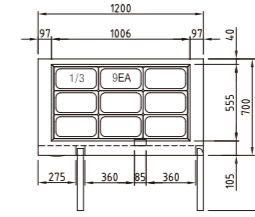
SALAD SIDE PREP TABLE BUFFET

SKIPIO

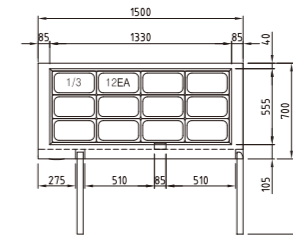
SSR9-1



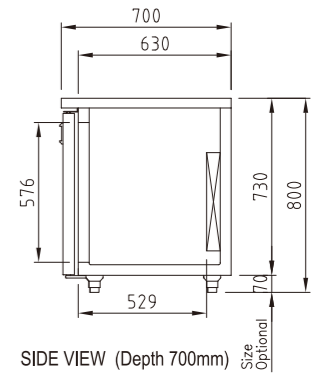
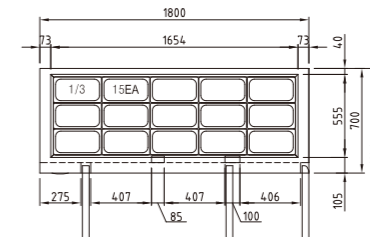
SSR12-2



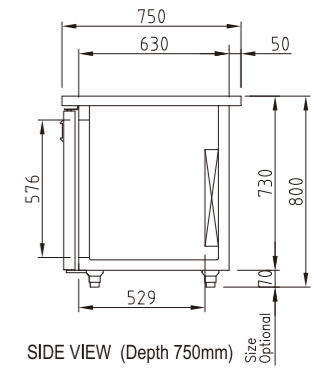
SSR15-2



SSR18-3



SIDE VIEW (Depth 700mm)



SIDE VIEW (Depth 750mm)

(Pans Not Included)

MODEL	SSR9-1	SSR12-2	SSR15-2	SSR18-3
Classification	Refrigerator			
Cabinet dimension (WxDxH mm)	900 x 700 x 800	1200 x 700 x 800	1500 x 700 x 800	1800 x 700 x 800
Capacity (ℓ)	213	309	420	516
Inner Temperature (°C)	1 ~ 8			
Refrigerant	R-134a			
Lamp	LED lamp			
Cooling Type	Fan cooling type			
Temperature Control Type	Digital			
Insulation Type	Polyurethane / Cyclopentane + CFC Free			
Amps (A)	2.3	2.5	2.5	3
Voltage (V/Hz/Ph)	220 / 50 / 1			
Weight (Kg)	70	82	91	107
# of doors	1	2	2	3
Compressor (HP)	1/4	1/4	1/4	1/3
Power (W)	314	314	314	366
# of Shelves	1	2	2	3

DISPLAY CASE
GLASS DOOR
MERCHANDISER

REACH-IN

UNDER COUNTER

ICE MAKER

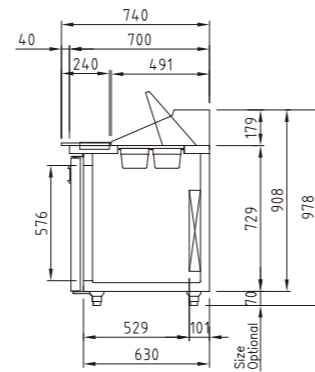
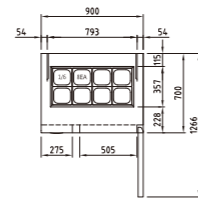
CUSTOM MADE

OVEN

DISH WASHER

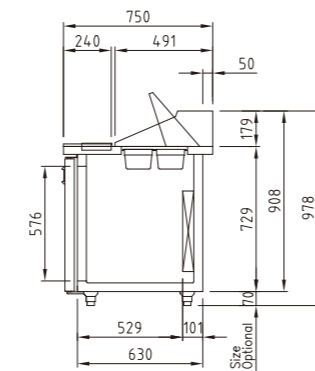
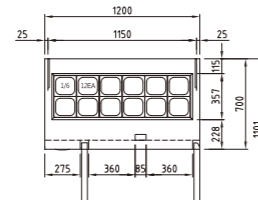
SALAD SIDE PREP TABLE HOOD LID

SHR9-1



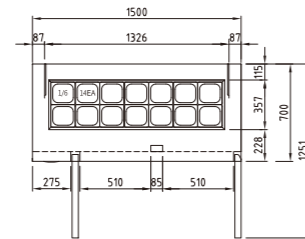
SIDE VIEW (Depth 700mm)

SHR12-2

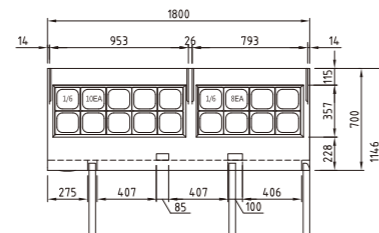


SIDE VIEW (Depth 750mm)

SHR15-2

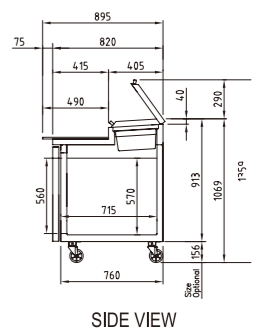
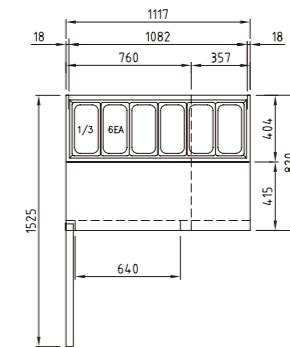


SHR18-3



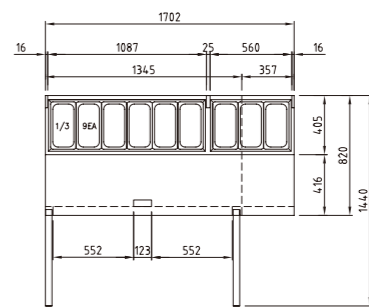
PIZZA TABLE

CTPR-44SD

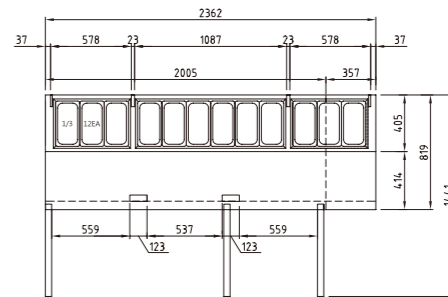


SIDE VIEW

CTPR-67SD



CTPR-93SD



MODEL	SHR9-1	SHR12-2	SHR15-2	SHR18-3
Classification	Refrigerator			
Cabinet dimension (WxDxH mm)	900 x 700 x 978	1200 x 700 x 978	1500 x 700 x 978	1800 x 700 x 978
Capacity (ℓ)	213	309	420	516
Inner Temperature (°C)	1 ~ 8			
Refrigerant	R-134a			
Lamp	LED lamp			
Cooling Type	Fan cooling type			
Temperature Control Type	Digital			
Insulation Type	Polyurethane / Cyclopentane + CFC Free			
Amps (A)	2.3	2.5	2.5	3
Voltage (V/Hz/Ph)	220 / 50 / 1			
Weight (Kg)	75	89	100	120
# of doors	1	2	2	3
Compressor (HP)	1/4	1/4	1/4	1/3
Power (W)	314	314	314	366
# of Shelves	1	2	2	3

MODEL	CTPR-44SD	CTPR-67SD	CTPR-93SD
Classification	Refrigerator		
Cabinet dimension (WxDxH mm)	1117 x 820 x 1069	1702 x 820 x 1069	2362 x 820 x 1069
Capacity (ℓ)	396	566	878
Inner Temperature (°C)	1 ~ 8		
Refrigerant	R-134a	R-134a	R-404a
# of Hood	1	2	3
Cooling Type	Fan cooling type		
Temperature Control Type	Thermostat		
Insulation Type	Polyurethane / Cyclopentane + CFC Free		
Amps (A)	3.2	6.0	7.0
Voltage (V/Hz/Ph)	220 / 50 / 1		
Weight (Kg)	140	187	262
# of doors	1	2	3
Compressor (HP)	1/3	7/8	3/4
Power (W)	366	560	660
# of Shelves	2	4	6

DISPLAY CASE
GLASS DOOR
MERCHANDISER

REACH-IN

UNDER COUNTER

ICE MAKER

CUSTOM MADE

OVEN

DISH WASHER

ICE MAKER



- ICE THICKNESS CONTROL
- ICE TRANSPARENCY CONTROL
- SELF CLEANING
- CYCLE & ERROR MESSAGE
- ERROR ALERT

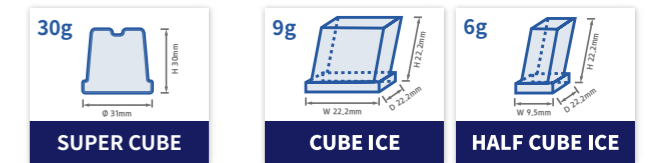
SKIPIO

SKIPIO is a new generation of performance, Intelligence and Convenience

- Digital control system
- Great energy and water use efficiency
- Alert system for cleaning and maintenance
- Quality imported FAN / COMP
- Ice production capacity
- Ergonomic design
- Air filter

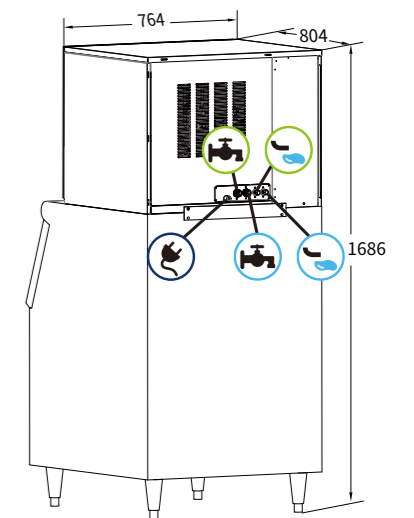
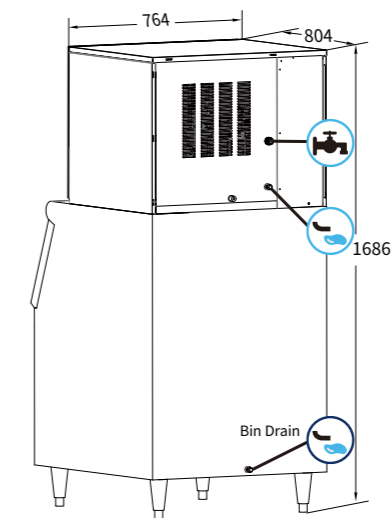
ICE MAKER

SIM-300A SIM-300W



AIR COOLED

WATER COOLED

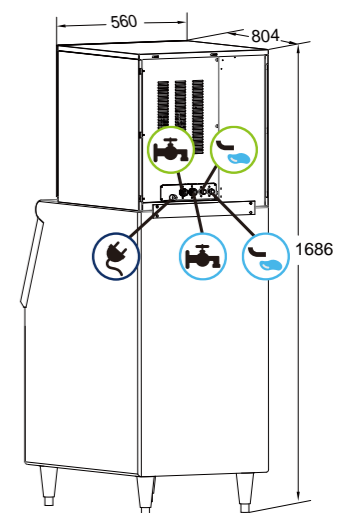
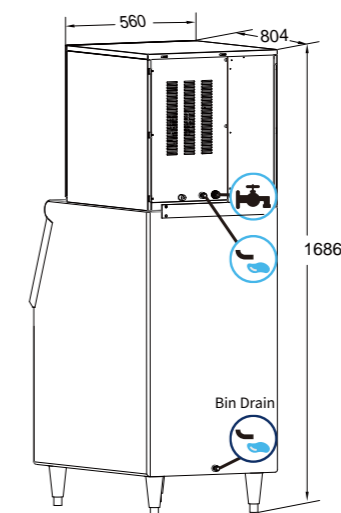


SIM-200A SIM-300W



AIR COOLED

WATER COOLED



DISPLAY CASE
GLASS DOOR
MERCHANDISER

REACH-IN

UNDER COUNTER

ICE MAKER

CUSTOM MADE

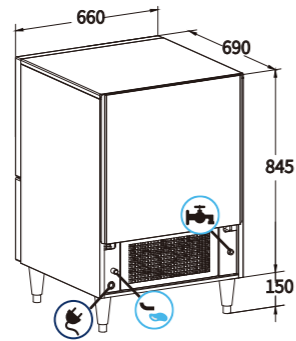
OVEN

DISH WASHER

SIM-100A



AIR COOLED



For ice production

- Water Inlet (3/8" FPT)
Hose Joint (3/4" FPT)
- Drain Outlet (ø20)

For condenser cooling

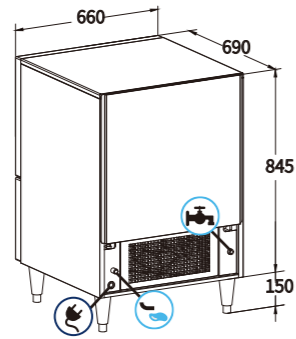
- Water Inlet (3/8" FPT)
Hose Joint (3/4" FPT)
- Drain Outlet (ø20)

For power

- Power cord

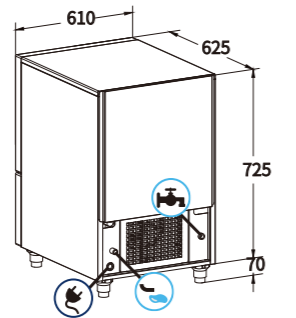
WATER COOLED

SIM-100NA SIM-100NW



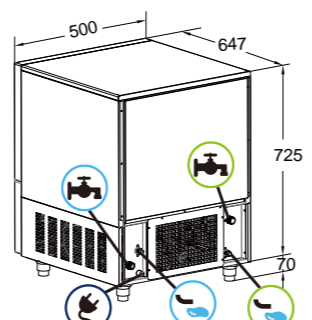
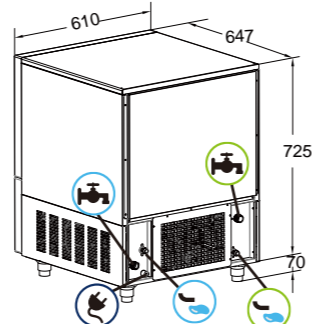
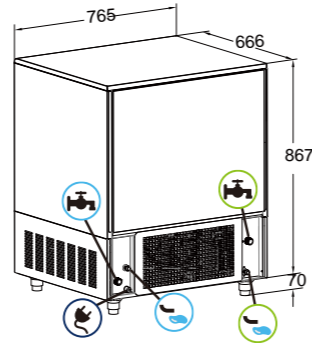
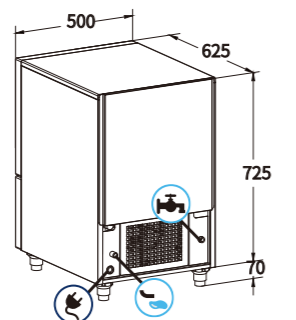
SIM-75A SIM-75NW

SIM-75NA



SIM-50A SIM-50NW

SIM-50NA



MODEL	SIM-300A	SIM-200A	SIM-100A	SIM-75A	SIM-50A
			SIM-100NA	SIM-75NA	SIM-50NA
Shape of Ice	CUBE ICE (9g) / HALF CUBE ICE (6g)				
	SUPER CUBE (30g)				
Cabinet dimension (WxDxH mm)	764 x 804 x 1708	560 x 804 x 1708	660 x 690 x 995	610 x 625 x 795	500 x 625 x 795
			765 x 666 x 937	610 x 647 x 795	500 x 647 x 795
Approximate Ice Production (kg / day)	300	200	100	75	50
Bin capacity (kg)	245	200	64	45	25
Refrigerant (R-404a)	550g	450g	350g	300g	250g
			350g	280g	230g
Compressor (Hp)	1.1/2	1/2	1/2	1/3	1/3
Lamp	-	-	LED lamp	LED lamp	LED lamp
Cooling Type	Air Cooled				
Temperature Control Type	Digital				
Insulation Type	Polyurethane / Cyclopentane + CFC Free				
Amps (A)	6	5	4	3.5	2.2
Voltage (V/Hz/Ph)	240 / 50 / 1				
	220 / 50 / 1				
Power (W)	1200	800	580	380	300
Weight (Kg)	89	75	65	62	58
			68	48	44
Door type	Swing door	Swing door	Sliding door	Sliding door	Sliding door

MODEL	SIM-300W	SIM-200W	SIM-100NW	SIM-75NW	SIM-50NW
	Shape of Ice	CUBE ICE (9g) / HALF CUBE ICE (6g)			
	SUPER CUBE (30g)				
Cabinet dimension (WxDxH mm)	764 x 804 x 1708	560 x 804 x 1708	765 x 666 x 937	610 x 647 x 795	500 x 647 x 795
Approximate Ice Production (kg / day)	300	200	100	75	50
Bin capacity (kg)	245	200	70	45	25
Refrigerant (R-404a)	550g	450g	350g	280g	230g
Compressor (Hp)	1.1/2	1/2	1/2	1/3	1/3
Lamp	-	-	LED lamp	LED lamp	LED lamp
Cooling Type	Water Cooled				
Temperature Control Type	Digital				
Insulation Type	Polyurethane / Cyclopentane + CFC Free				
Amps (A)	5	4	4	3.5	3.5
Voltage (V/Hz/Ph)	220 / 50 / 1				
	220 / 50 / 1				
Power (W)	1200	800	580	380	300
Weight (Kg)	54	70	68	48	44
Door type	Swing door	Swing door	Sliding door	Sliding door	Sliding door

CUSTOM MADE

- CHEF BASE
- UNDER COUNTER [LOW BOY]
- BAR LINE
- PASS THRU
- ROLL IN
- CART
- BLAST CHILLER
- DOUGH REFRIGERATOR / FREEZER



SKIPIO

CHEF BASE D700

SKIPIO

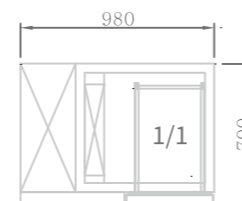
SCB14-4



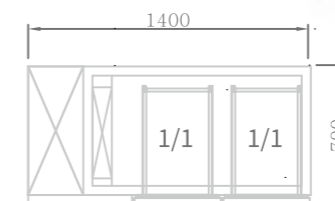
SCB10-2



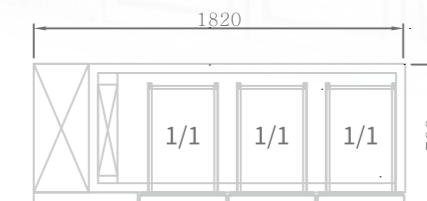
SCB18-6



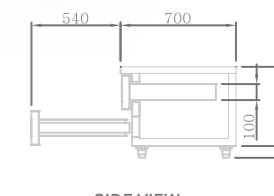
SCB10-2



SCB14-4



SCB18-6



SIDE VIEW

MODEL	SCB10-2	SCB14-4	SCB18-6
Classification	Refrigerator		
Cabinet dimension (WxDxH mm)	980 / 1400 / 1820 x 700 x 550		
Capacity (ℓ)	85	176	267
Inner Temperature (°C)	1 ~ 8		
Refrigerant	R-134a		
# of Drawers	2	4	6
Cooling Type	Fan cooling type		
Temperature Control Type	Digital		
Insulation Type	Polyurethane / Cyclopentane + CFC Free		
Amps (A)	2.5	2.5	3.2
Voltage (V/Hz/Ph)	220 / 50 / 1		
Power (W)	239	246	257
Weight (Kg)	90	107	137
Compressor (HP)	1/4	1/3	3/4

DISPLAY CASE
GLASS DOOR
MERCHANDISER

REACH-IN

UNDER COUNTER

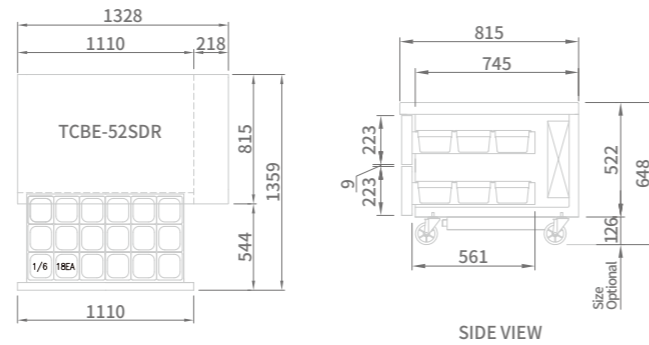
ICE MAKER

CUSTOM MADE

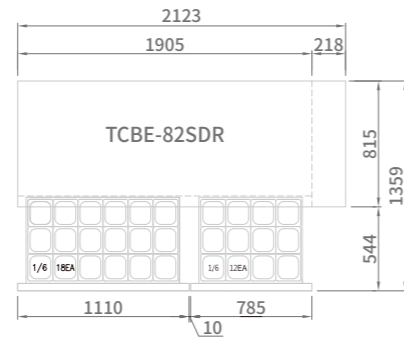
OVEN

DISH WASHER

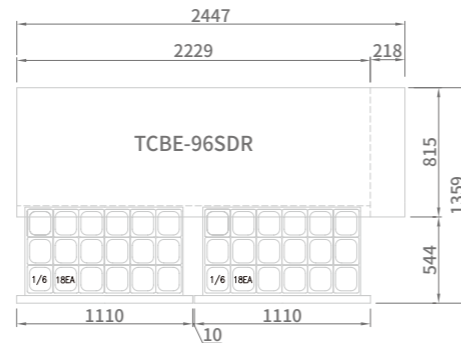
TCBE-52SDR



TCBE-82SDR



TCBE-96SDR

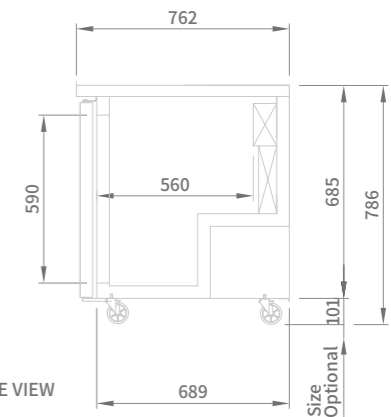
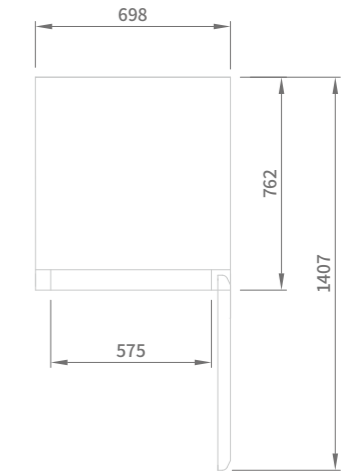


Pans Not Included

MODEL	TCBE-52SDR	TCBE-82SDR	TCBE-96SDR
Classification	Refrigerator		
Cabinet dimension (WxDxH mm)	1328 / 2123 / 2447 x 815 x 649		
Capacity (ℓ)	311	538	651
Inner Temperature (°C)	1 ~ 8		
Refrigerant	R-134a		
# of Drawers	2	4	4
Cooling Type	Fan cooling type		
Temperature Control Type	Thermostat		
Insulation Type	Polyurethane / Cyclopentane + CFC Free		
Amps (A)	2.5	3.7	3.7
Voltage (V/Hz/Ph)	220 / 50 / 1		
Power (W)	314	366	366
Weight (Kg)	110	186	219
Compressor (HP)	1/4		

CMUR-28L

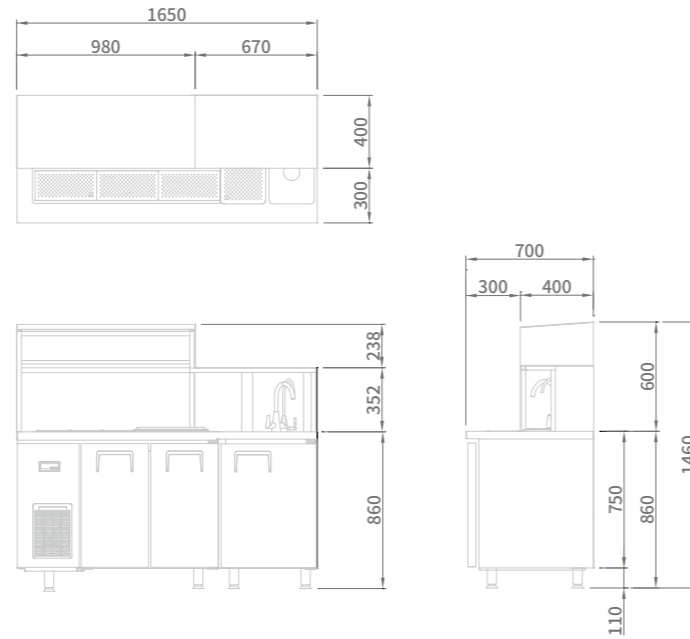
CMUF-28L



SIDE VIEW

MODEL	CMUR-28L	CMUF-28L
Classification	Refrigerator	Freezer
Cabinet dimension (WxDxH mm)	698 x 762 x 786	
Capacity (ℓ)	184	
Inner Temperature (°C)	1 ~ 8	-25 ~ -17
Refrigerant	R-134a	
# of Doors	4	6
Cooling Type	Fan cooling type	
Temperature Control Type	Thermostat	
Insulation Type	Polyurethane / Cyclopentane + CFC Free	
Amps (A)	2.8	3
Voltage (V/Hz/Ph)	220 / 50 / 1	
Power (W)	314	
Weight (Kg)	85	
Compressor (HP)	1/4	1/3

SUB16-3



Refrigerator, Ice bin, sinks—
A multifunctional product which can bring all of these together in one place.

Three-in-one

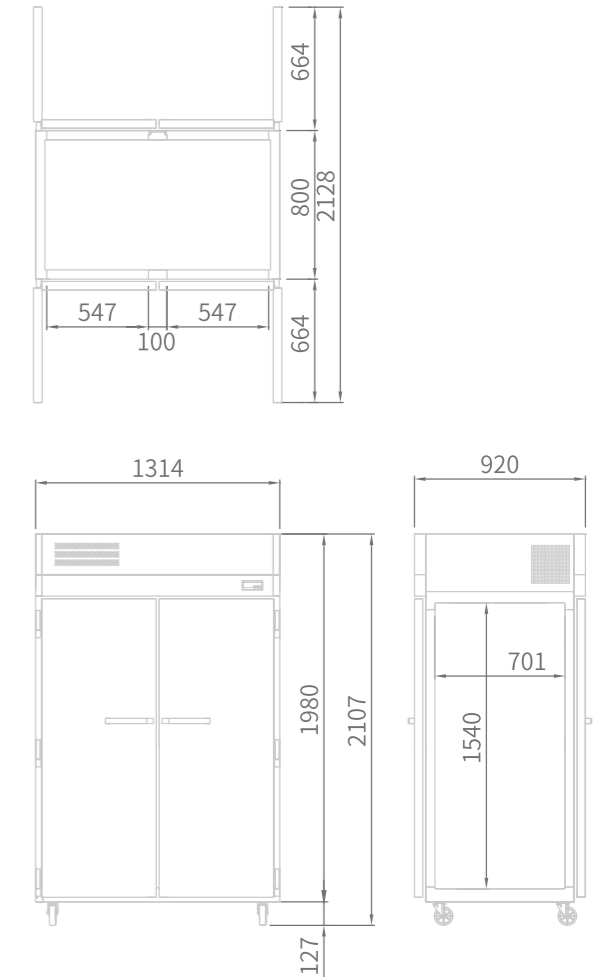
Refrigerator, Ice storage, Sink in one product improve the usage space in the greatest degree.

More flexible

According to the customer request to change the space allocation, flexible and changeable.

MODEL	SUB16-3
Classification	Refrigerator
Cabinet dimension (WxDxH mm)	1650 x 700 x 1460
Capacity (ℓ)	270
Inner Temperature (°C)	3 ~ 8
Refrigerant	R-134a
# of Doors	3
Cooling Type	Fan cooling type
Temperature Control Type	Digital
Insulation Type	Polyurethane / Cyclopentane + CFC Free
Amps (A)	2
Voltage (V/Hz/Ph)	220 / 50 / 1
Power (W)	350
Weight (Kg)	100
Compressor (HP)	1/3

PRO-50R-PT



MODEL	PRO-26R-PT	PRO-50R-PT
Classification		Refrigerator
Cabinet dimension (WxDxH mm)		730 / 1314 x 920 x 2106
Capacity (ℓ)	780	1496
Inner Temperature (°C)		1 ~ 8
Refrigerant		R-134a
Lamp		LED lamp
Cooling Type		Fan cooling type
Temperature Control Type		Digital
Insulation Type		Polyurethane / Cyclopentane + CFC Free
Amps (A)	3	4.8
Voltage (V/Hz/Ph)		220 / 50 / 1
Power (W)	366	505
Weight (Kg)	155	240
# of doors	2	4
# of Shelves	3	6
Compressor (HP)	1/3	2/3

PRO-26F-RI



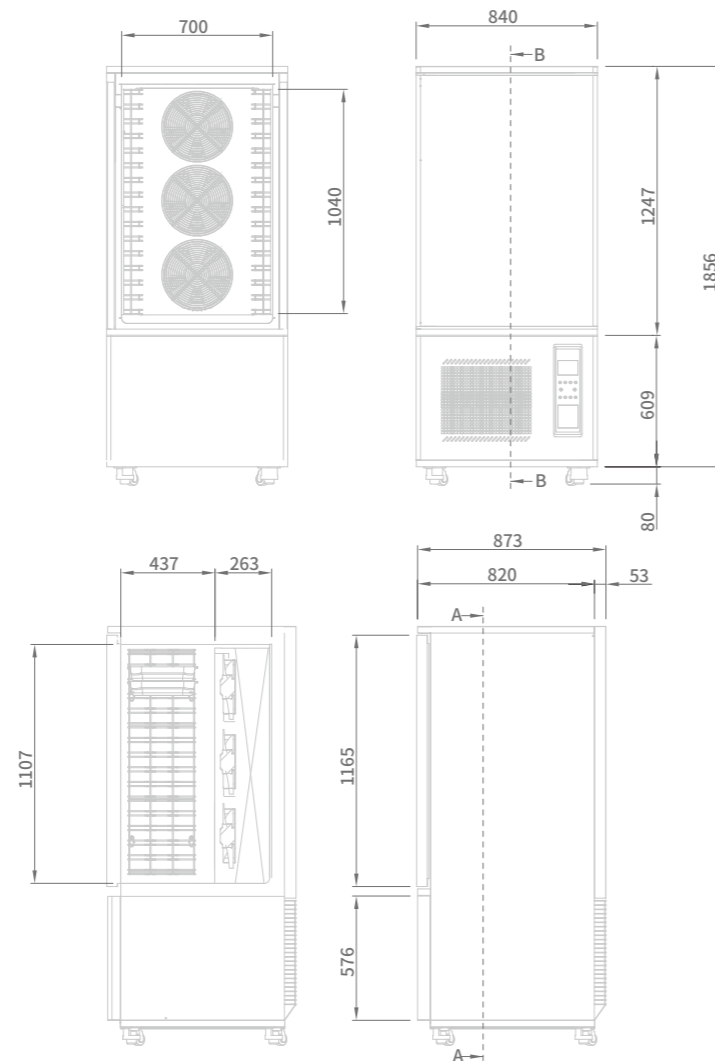
SCR-23D



MODEL	PRO-26R-RI	PRO-50R-RI	PRO-26F-RI	PRO-50F-RI
Classification	Refrigerator		Freezer	
Cabinet dimension (WxDxH mm)	889 / 1700 x 960 x 2127		889 / 1700 x 960 x 2127	
Capacity (ℓ)	780	1496	780	1496
Inner Temperature (°C)	1 ~ 8		-21 ~ -12	
Refrigerant	R-134a	R-134a	R-404a	R-404a
Lamp	LED lamp			
Cooling Type	Fan cooling type			
Temperature Control Type	Digital			
Insulation Type	Polyurethane / Cyclopentane + CFC Free			
Amps (A)	3	3.5	3.5	5
Voltage (V/Hz/Ph)	220 / 50 / 1			
Power (W)	400	600	500	800
Weight (Kg)	190	290	190	290
# of doors	1	2	1	2
# of Shelves	1	2	1	2
Compressor (HP)	1+			

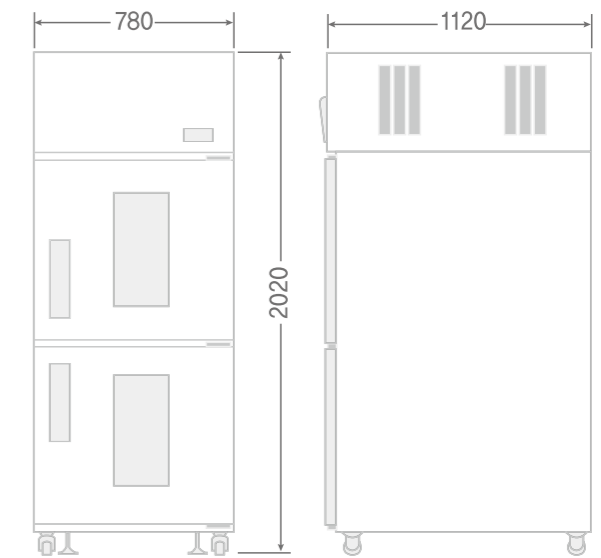
MODEL	SCR-23D
Classification	Refrigerator
Cabinet dimension (WxDxH mm)	820 x 895 x 1936
Capacity (ℓ)	580
Inner Temperature (°C)	1 ~ 8
Refrigerant	R-134a
Lamp	LED lamp
Cooling Type	Fan cooling type
Temperature Control Type	Digital
Insulation Type	Polyurethane / Cyclopentane + CFC Free
Amps (A)	2.3
Voltage (V/Hz/Ph)	220 / 50 / 1
Power (W)	400
Weight (Kg)	250
# of doors	1
# of Shelves	GN GUIDE RH: 14EA / LF : 14EA
Compressor (HP)	1/3

STF-16



SDR-36-2

SDF-36-2



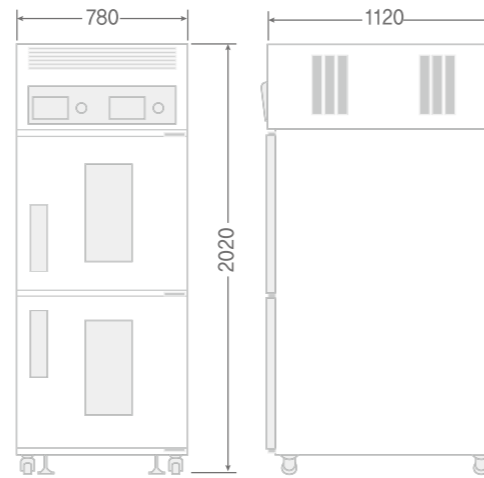
MODEL	STF-16	
Classification	Freezer	
Cabinet dimension (WxDxH mm)	840 x 875 x 1988	
Mode (Core temperature of the food / Mins required)	Soft Chilling	From 90 to 3 degrees celsius within 90 minutes
	Hard Chilling	From 90 to -20 degrees celsius and stay at 3 degrees celsius within 90 minutes
	Shock Freezing	From 90 to -18 degrees celsius within 240 minutes
Capacity (kg)	40	
# of doors	1	
# of Shelves	Guide Type 2ea (GN/Bun pan 15 Trays)	
Cooling Type	Fan cooling type	
Temperature Control Type	Digital	
Insulation Type	Polyurethane / Cyclopentane + CFC Free	
Amps (A)	5	
Voltage (V/Hz/Ph)	380 / 50 / 3	
Power (W)	3290	
Weight (Kg)	250	
Compressor (HP)	3	

MODEL	SDR-36-2	SDF-36-2
Classification	Refrigerator	Freezer
Cabinet dimension (WxDxH mm)	780 x 1120 x 2020	
Capacity (ℓ)	856	
Inner Temperature (°C)	1 ~ 8	-27 ~ -18
Refrigerant	R-134a	R-404a
Lamp	LED lamp	
Cooling Type	Fan cooling type	
Temperature Control Type	Digital	
Insulation Type	Polyurethane / Cyclopentane + CFC Free	
Amps (A)	2.5	2.7
Voltage (V/Hz/Ph)	220 / 50 / 1	
Power (W)	500	530
Weight (Kg)	220	230
# of doors	2	
# of Shelves	36 Trays (18x2)	
Compressor (HP)	1	

DOUGH CONDITIONER



SDC-36-2D



Moisture Care System

4 steps of fermentation system (freezing - thawing - low temperature fermentation - high temperature fermentation) ensure the optimal fermentation of dough.

User-Centered Design

- magnetic doors
- illuminating light
- can be change the door open side
- wide door windows and comfortable handles

Digital Control System

Easy to use with the finish cooking time automatic estimating function which is operated by a simple reservation of finishes cooking time.

Baking Reservation

Baking reservation function can be set maximum 4 days before, and the user can change the temperature and humidity freely during the baking process.

Interior Design for Air Circulation

The interior is designed in such a way to prevent cold air coming into contact with the dough to avoid drying up of the dough and to maintain moisture of the dough.

PWM Proportional Control System

A real-time proportional control system with several smart sensors and microprocessors helps maintain temperature and humidity.

The upper and lower rooms are controlled separately by microprocessor, which enables the user to enjoy multifunction with just one conditioner !

Four-in-one

Freezer, Defrost, Refrigerator, Proofer in one product improve the usage space in the greatest degree.

More flexible

According to the customer request to change the space allocation, flexible and changeable.

MODEL	SDC-36-2D
Classification	Freezer / Proofer
Cabinet dimension (WxDxH mm)	780 x 1120 x 2020
Capacity (ℓ)	411 x 2
Inner Temperature (°C)	-10 ~ 38
Inner Humidity (%)	30 ~ 90
Refrigerant	R-134a
Lamp	LED lamp
Cooling Type	Fan cooling type
Temperature Control Type	Digital
Insulation Type	Polyurethane / Cyclopentane + CFC Free
Amps (A)	3.8
Voltage (V/Hz/Ph)	220 / 50 / 1
Power (W)	848
Weight (Kg)	250
# of doors	2
# of Shelves	36 Trays (18x2)

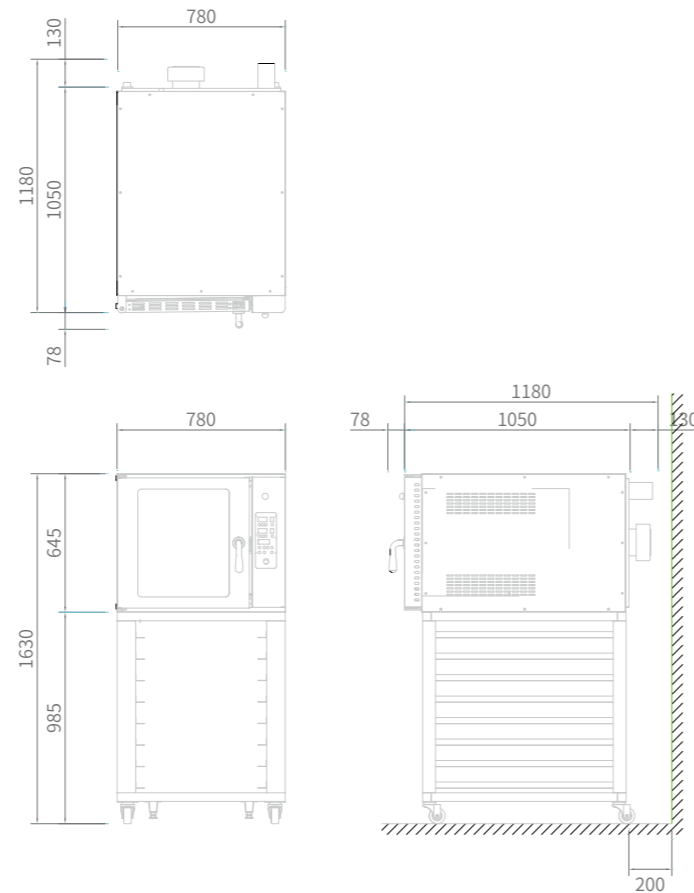
OVEN

CONVECTION OVEN
DECK OVEN



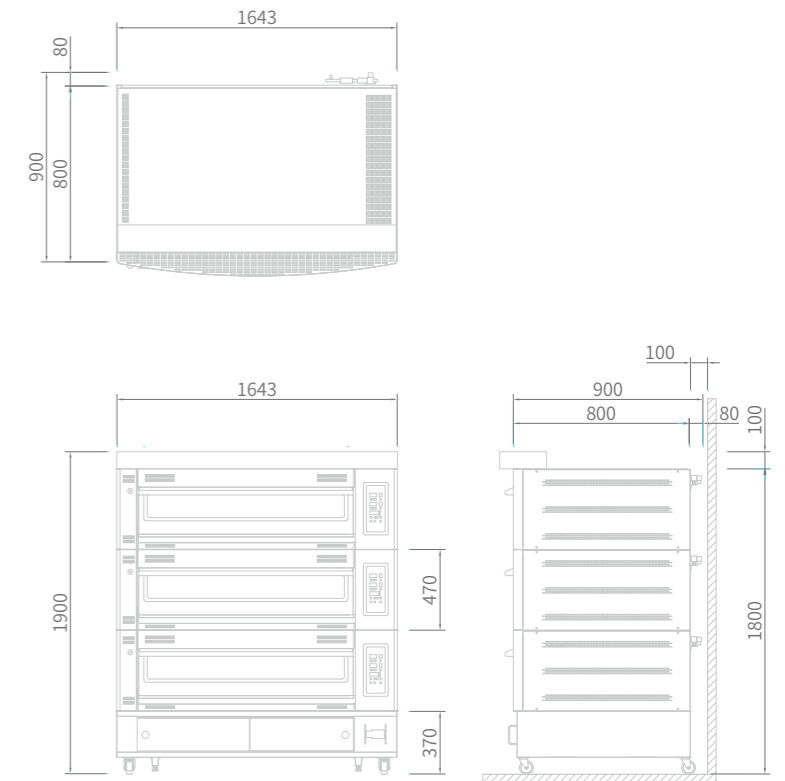
SKIPIO

SCO5-1



* The product and rear wall space are larger than 200mm

SDO-33



* The product and rear wall space are larger than 100mm

Prestigious Exterior Design

An exterior design that fits well in open-type kitchen elevating the ambience of the bakery.

Hot Air and Steam

Improved motor and propeller over the existing models generate even flow of air inside the oven to enable even colorization of product.

Diverse Composition of Lower Section

Underneath the oven, a proofer for lower sections, 5-tray 2-tier convection oven, 10-tray products, etc. can be installed in different combinations.

Various Functions

- Precise temperature control
- Menu saving function
- Next-generation operating controller
- Reverse circulation heating function

Precise temperature control

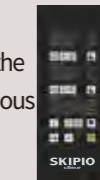
A consecutive step-by-step control method with a microprocessor allows for heating control from 0~100% to enable even and precise temperature control.

Colorization of the product

A heating system that enables even heat distribution inside the oven and heat retention help ensure even colorization of the product.

Free setting

Free setting up to 4 tiers in line with the baking plan in various combinations.



Fine steam

With room-temperature high-pressure steam at micron level, the steam is evenly supplied to the bread surface.

MODEL	SCO5-1
Classification	Convection Oven
Cabinet dimension (WxDxH mm)	780 x 1180 x 1630
Capacity (ℓ)	5 Trays including lower racks(Bun pan)
Inner Temperature (°C)	0 ~ 270
Lamp	Light Panel
Amps (A)	15
Voltage (V/Ph)	380V / 3Ph / 220V / 2Ph
Power (W)	8000 / 500

MODEL	SDO-33
Classification	Deck Oven
Cabinet dimension (WxDxH mm)	1643 x 900 x 1900
Capacity (ℓ)	5 Trays including lower racks(Bun pan)
Inner Temperature (°C)	0 ~ 270
Lamp	Light Panel
Amps (A)	15
Voltage (V/Ph)	380V / 3Ph / 220V / 2Ph
Power (W)	18000 / 500

DISH WASHER

UNDER COUNTER TYPE
HOOD TYPE

SKIPIO

DISH WASHER ADVANTAGE

SKIPIO

DISPLAY CASE
GLASS DOOR
MERCHANDISER

REACH-IN

UNDER COUNTER

ICE MAKER

CUSTOM MADE

OVEN

DISH WASHER


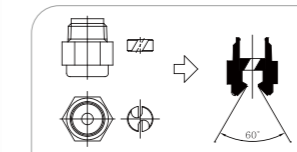


SUPER (S-TYPE) WASH ARM

Patented

Fixed wash arm makes dishes clean from detergent residual. The vane of full cone nozzle and the square washing zone enables water spray to eliminate the blind spot.

Full cone nozzle




ROOF RINSE NOZZLE

Patented

The up-ward rinse nozzle cleans detergent residual out of hood roof. Thus it prevents re-contamination from detergent dropping on dishes. SKIPIO dishwashing machine is free from re-contamination of detergent after whole washing cycle.

Reagent Test



REMOTE CONTROLLER

Remote controller is not interrupted by installed position even in corner installation. User can read operating stage and upcoming process through FND easily.



BUILT-IN BOOSTER

Provide the effective heat conservation and highly practical space use. It makes operating cost down by reducing thermal losses.



BUILT-IN DISPENSER

Built-in dispenser of detergent and rinse aid, user do not need to install dispenser additionally. The supply quantity is automatically controlled at each stage by MICOM, changeable by remote controller according to food type.



WASH PUMP

Low noise, High-powered pump assures clean and hygienic washing result.



DRAINAGE HOLE

Top cover is usable as sink table with its drainage hole.



EXTRA START SWITCH

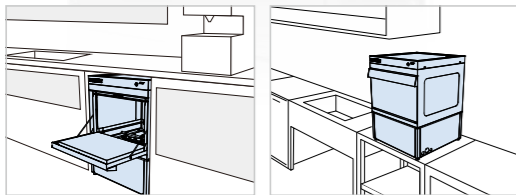
Extra start switch on front cover for safety.

- STS 304 frame of corrosion resistance
- Visible door window to check working status

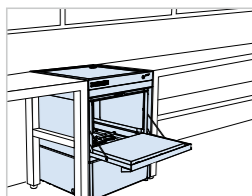
SDWU-6



Cafe



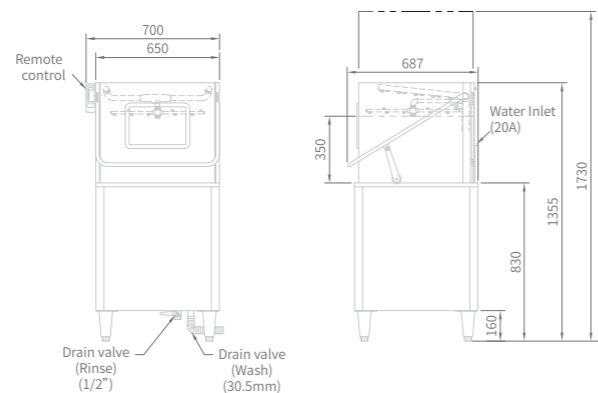
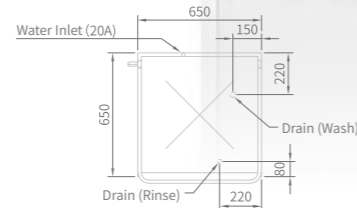
Restaurant



- Temperature Range**
(International Standard)
- Washing Temperature: 60-65°C
 - Rinsing Temperature: 80-86°C

Compact size suitable for limited space like coffee shop, wine bar
Installation availability under table, beside table and on the table.

SDWH-7



MODEL	SDWU-6	SDWH-7
Cabinet dimension (WxDxH mm)	600 x 600 x 830	650 x 650 x 1355
Wash Arm (Upper/Lower)	Spray arm / Spray arm	Fixed and Spray arm / Spray arm
Door Clearance (mm)	333	350
Weight (Kg)	59	88
Voltage (V/Ph)	220 / 1	
Power (kW)	4	5.2
Pump (kW)	Wash	1.2
	Rinse	0.13
Heater (kW)	3	4
Tank Capacity (ℓ)	Wash	40
	Rinse	8
Wash Capacity (Rack/h)	36 - 40	45 - 51
Dispenser	Built-in	



Compressors



SKIPIO Name Plate



Digital Temperature Control



Electronic Parts



Power Cord & Electric Parts



Dryers & Copper pipes



Casters & Legs



Cutting Boards



GN Pans



Heavy Duty Wire Shelves



Evaporators & Condensers



Refrigerant (R-404a, R-134a)